

PAGE **1/2**

ISSUE **25-11-22**

SERIE : **SPnT**

PART NUMBER : **R574F02425**

## RF CHARACTERISTICS

Number of ways : **4**  
 Frequency range : **0 - 26.5 GHz**  
 Impedance : **50 Ohms**

Frequency (GHz)	DC - 3	3 - 8	8 - 12.4	12.4 - 18	18-26.5
VSWR max	<b>1,20</b>	<b>1,30</b>	<b>1,40</b>	<b>1,50</b>	<b>1,70</b>
Insertion loss max	<b>0.20 dB</b>	<b>0.30 dB</b>	<b>0.40 dB</b>	<b>0.50 dB</b>	<b>0.70 dB</b>
Isolation min	<b>80 dB</b>	<b>70 dB</b>	<b>60 dB</b>	<b>60 dB</b>	<b>50 dB</b>
Average power (*)	<b>240 W</b>	<b>150 W</b>	<b>120 W</b>	<b>100 W</b>	<b>40 W</b>

TERMINATION IMPEDANCE : **50 Ohms**  
 TERM. AVG. POWER AT 25° C : **1 W per termination / 3 W total power**

## ELECTRICAL CHARACTERISTICS

Actuator : **NORMALLY OPEN**  
 Nominal current \*\* : **250 mA**  
 Actuator voltage (Vcc) : **12V (10.2 to 13V)**  
 Terminals : **25 pins D-SUB male connector**  
 TTL inputs (E) - High level : **2.2 to 5.5 V / 800µA at 5.5 V**  
 - Low level : **0 to 0.8 V / 20µA at 0.8 V**

## MECHANICAL CHARACTERISTICS

Connectors : **SMA female per MIL-C 39012**  
 Life : **3 million cycles per position**  
 Switching Time\*\*\* : **< 15 ms**  
 Construction : **Splashproof**  
 Weight : **< 250 g**

## ENVIRONMENTAL CHARACTERISTICS

Operating temperature range : **-40°C to +85°C**  
 Storage temperature range : **-55°C to +85°C**

(\* Average power at 25°C per RF Path)  
 (\*\*) At 25° C ±10%)  
 (\*\*\*) Nominal voltage ; 25° C)



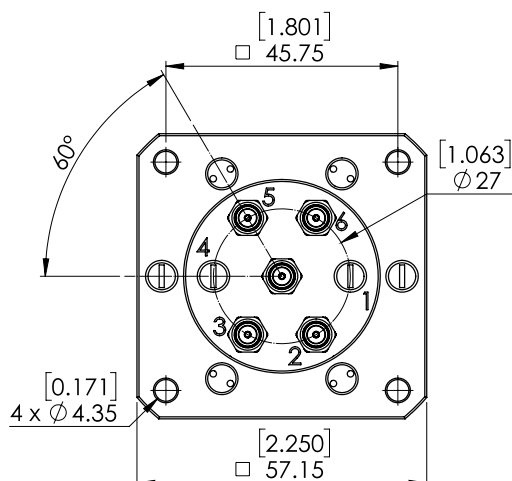
PAGE **2/2**

ISSUE **25-11-22**

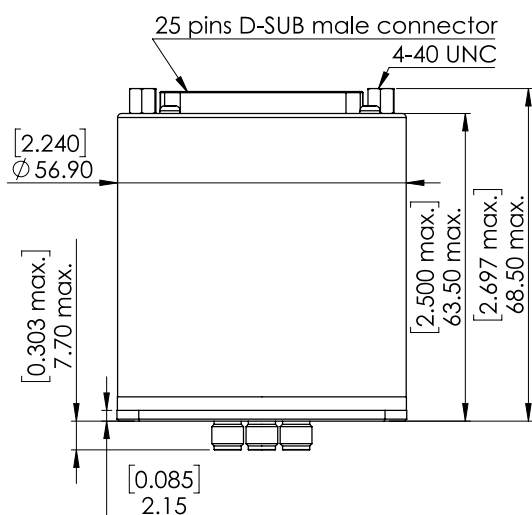
SERIE : **SPnT**

PART NUMBER : **R574F02425**

DRAWING

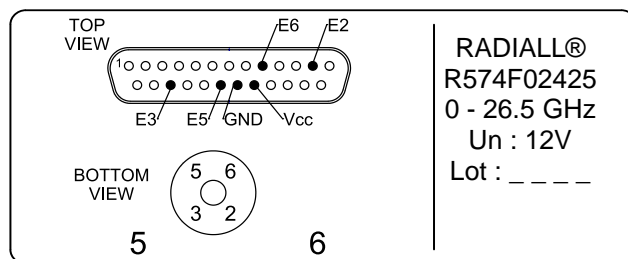


TTL input	RF Continuity
E2 = 1	IN ↔ 2
E3 = 1	IN ↔ 3
E5 = 1	IN ↔ 5
E6 = 1	IN ↔ 6



General tolerances : ±0,5 mm [0,02 in]

**LABEL**



SCHEMATIC DIAGRAM

