

PAGE 1/2

ISSUE 06-02-18

SERIE : SPnT

PART NUMBER : R574883600

## RF CHARACTERISTICS

Number of ways : 6  
Frequency range : 0 - 40 GHz  
Impedance : 50 Ohms

Frequency (GHz)	DC - 6	6 - 12.4	12.4 - 18	18 - 26.5	26.5 - 40
VSWR max	1.30	1.40	1.50	1.70	2.20
Insertion loss max	0.20 dB	0.40 dB	0.50 dB	0.70 dB	1.10 dB
Isolation min	70 dB	60 dB	60 dB	55 dB	50 dB
Average power (*)	40 W	30 W	25 W	15 W	5 W

TERMINATION IMPEDANCE : 50 Ohms  
TERM. AVG. POWER AT 25° C : 1 W per termination / 3 W total power

## ELECTRICAL CHARACTERISTICS

Actuator : LATCHING  
Nominal current \*\* : 375 mA  
Actuator voltage (Vcc) : 28V (24 to 30V) / NEGATIVE COMMON  
Terminals : solder pins (250°C max. / 30 sec.)  
Self cut-off time : 40 ms < CT < 120 ms

## MECHANICAL CHARACTERISTICS

Connectors : SMA 2.9 female per MIL-C 39012  
Life : 2 million cycles per position  
Switching Time\*\*\* : < 40 ms  
Construction : Splashproof  
Weight : < 250 g

## ENVIRONMENTAL CHARACTERISTICS

Operating temperature range : -40°C to +85°C  
Storage temperature range : -55°C to +85°C

(\* Average power at 25°C per RF Path)  
(\*\* At 25° C ±10%)  
(\*\*\* Nominal voltage ; 25° C)



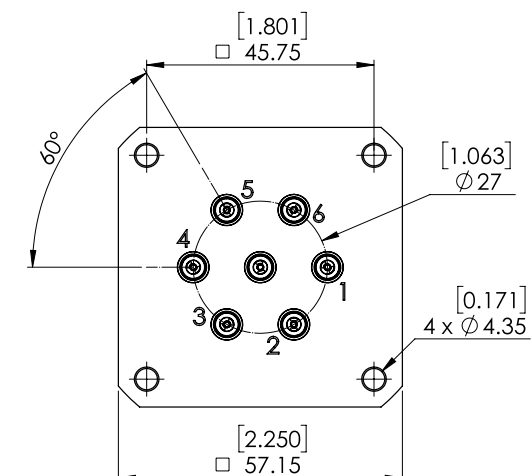
PAGE 2/2

ISSUE 06-02-18

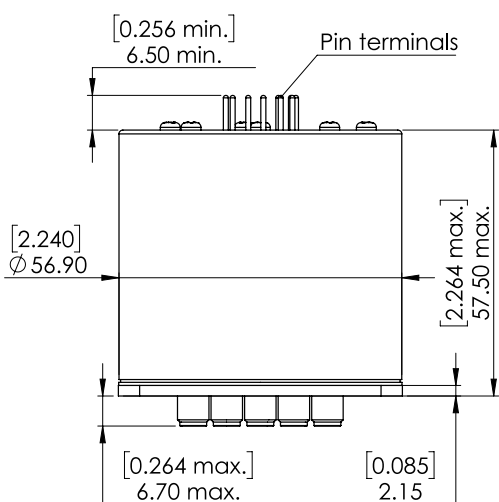
SERIE : SPnT

PART NUMBER : R574883600

DRAWING

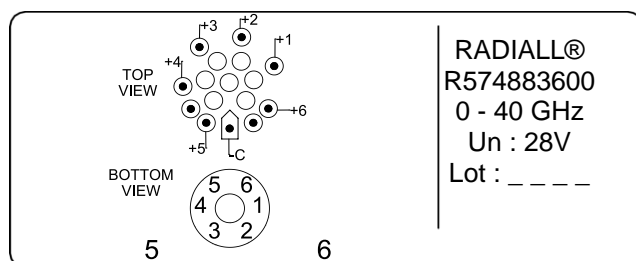


Voltage	RF Continuity
-C +1	IN ↔ 1
-C +2	IN ↔ 2
-C +3	IN ↔ 3
-C +4	IN ↔ 4
-C +5	IN ↔ 5
-C +6	IN ↔ 6



General tolerances : ±0,5 mm [0,02 in]

**LABEL**



SCHEMATIC DIAGRAM

