

PAGE 1/2

ISSUE 16-04-20

SERIE : SPnT

PART NUMBER : R574833425

## RF CHARACTERISTICS

Number of ways : 4  
Frequency range : 0 - 40 GHz  
Impedance : 50 Ohms

Frequency (GHz)	DC - 6	6 - 12.4	12.4 - 18	18 - 26.5	26.5 - 40
VSWR max	1.30	1.40	1.50	1.70	2.20
Insertion loss max	0.20 dB	0.40 dB	0.50 dB	0.70 dB	1.10 dB
Isolation min	70 dB	60 dB	60 dB	55 dB	50 dB
Average power (*)	40 W	30 W	25 W	15 W	5 W

TERMINATION IMPEDANCE : 50 Ohms  
TERM. AVG. POWER AT 25° C : 1 W per termination / 3 W total power

## ELECTRICAL CHARACTERISTICS

Actuator : LATCHING  
Nominal current \*\* : 125 mA / RESET : 500 mA \*\*\*\*  
Actuator voltage (Vcc) : 28V (24 to 30V)  
Terminals : 25 pins D-SUB male connector  
Indicator rating : 1 W / 30 V / 100 mA  
TTL inputs (E) - High level : 2.2 to 5.5 V / 800µA at 5.5 V  
- Low level : 0 to 0.8 V / 20µA at 0.8 V

## MECHANICAL CHARACTERISTICS

Connectors : SMA 2.9 female per MIL-C 39012  
Life : 2 million cycles per position  
Switching Time\*\*\* : < 15 ms  
Construction : Splashproof  
Weight : < 250 g

## ENVIRONMENTAL CHARACTERISTICS

Operating temperature range : -40°C to +85°C  
Storage temperature range : -55°C to +85°C

- (\*) Average power at 25°C per RF Path)  
(\*\*) At 25° C ±10%)  
(\*\*\*) Nominal voltage ; 25° C)  
(\*\*\*\*) Reset : supply voltage time 1sec. max. / duty cycle 10%)



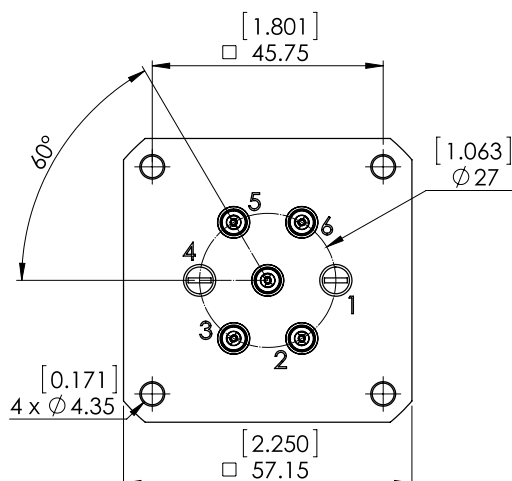
PAGE 2/2

ISSUE 16-04-20

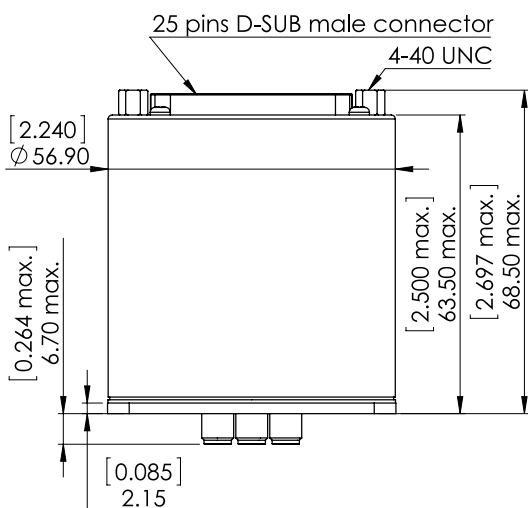
SERIE : SPnT

PART NUMBER : R574833425

# DRAWING

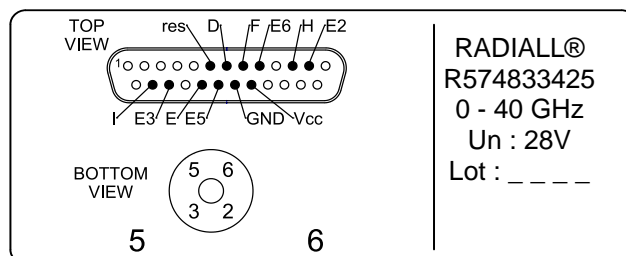


TTL input	RF Continuity	Ind.
RESET = 1	All ports open	- -
E2 = 1	IN ↔ 2	D.H
E3 = 1	IN ↔ 3	D.I
E5 = 1	IN ↔ 5	D.E
E6 = 1	IN ↔ 6	D.F



General tolerances : ±0,5 mm [0,02 in]

## **LABEL**



**RADIALL®**  
R574833425  
0 - 40 GHz  
Un : 28V  
Lot : \_ \_ \_ \_

# SCHEMATIC DIAGRAM

