

PAGE 1/2

ISSUE 12-09-22

SERIE : SPnT

PART NUMBER : R574833320

## RF CHARACTERISTICS

Number of ways : 3  
Frequency range : 0 - 40 GHz  
Impedance : 50 Ohms

| Frequency (GHz)    | DC - 6  | 6 - 12.4 | 12.4 - 18 | 18 - 26.5 | 26.5 - 40 |
|--------------------|---------|----------|-----------|-----------|-----------|
| VSWR max           | 1,30    | 1,40     | 1,50      | 1,70      | 2,20      |
| Insertion loss max | 0.20 dB | 0.40 dB  | 0.50 dB   | 0.70 dB   | 1.10 dB   |
| Isolation min      | 70 dB   | 60 dB    | 60 dB     | 55 dB     | 50 dB     |
| Average power (*)  | 40 W    | 30 W     | 25 W      | 15 W      | 5 W       |

TERMINATION IMPEDANCE : 50 Ohms  
TERM. AVG. POWER AT 25° C : 1 W per termination / 3 W total power

## ELECTRICAL CHARACTERISTICS

Actuator : LATCHING  
Nominal current \*\* : 125 mA / RESET : 375 mA \*\*\*\*  
Actuator voltage (Vcc) : 28V (24 to 30V)  
Terminals : solder pins (250°C max. / 30 sec.)  
Indicator rating : 1 W / 30 V / 100 mA  
TTL inputs (E) - High level : 2.2 to 5.5 V / 800µA at 5.5 V  
- Low level : 0 to 0.8 V / 20µA at 0.8 V

## MECHANICAL CHARACTERISTICS

Connectors : SMA 2.9 female per MIL-C 39012  
Life : 2 million cycles per position  
Switching Time\*\*\* : < 15 ms  
Construction : Splashproof  
Weight : < 250 g

## ENVIRONMENTAL CHARACTERISTICS

Operating temperature range : -40°C to +85°C  
Storage temperature range : -55°C to +85°C

- (\*) Average power at 25°C per RF Path)  
(\*\*) At 25° C ±10%)  
(\*\*\*) Nominal voltage ; 25° C)  
(\*\*\*\*) Reset : supply voltage time 1sec. max. / duty cycle 10%)



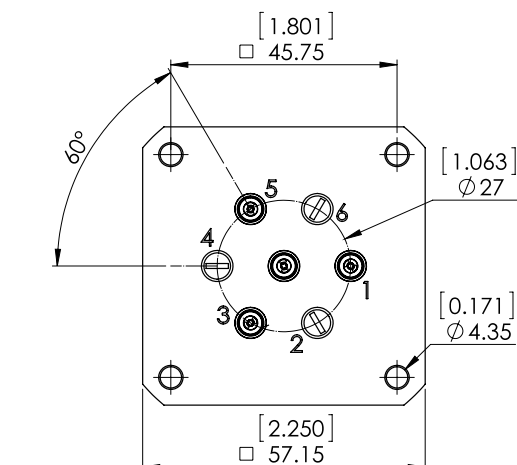
PAGE 2/2

ISSUE 12-09-22

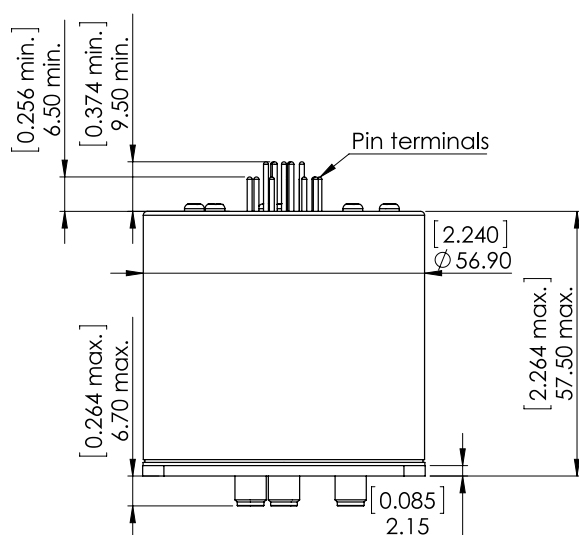
SERIE : SPnT

PART NUMBER : R574833320

# DRAWING

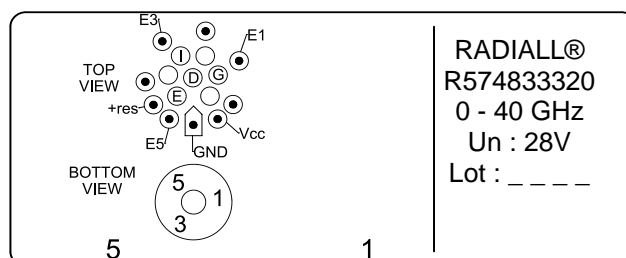


| TTL input | RF Continuity  | Ind. |
|-----------|----------------|------|
| RESET = 1 | All ports open | - -  |
| E1 = 1    | IN ↔ 1         | D.G  |
| E3 = 1    | IN ↔ 3         | D.I  |
| E5 = 1    | IN ↔ 5         | D.E  |



General tolerances : ±0,5 mm [0,02 in]

## LABEL



## SCHEMATIC DIAGRAM

