

PAGE 1/2

ISSUE 12-09-22

SERIE : SPnT

PART NUMBER : R574822445

RF CHARACTERISTICS

Number of ways : 4
Frequency range : 0 - 40 GHz
Impedance : 50 Ohms

Frequency (GHz)	DC - 6	6 - 12.4	12.4 - 18	18 - 26.5	26.5 - 40
VSWR max	1,30	1,40	1,50	1,70	2,20
Insertion loss max	0.20 dB	0.40 dB	0.50 dB	0.70 dB	1.10 dB
Isolation min	70 dB	60 dB	60 dB	55 dB	50 dB
Average power (*)	40 W	30 W	25 W	15 W	5 W

TERMINATION IMPEDANCE : 50 Ohms
TERM. AVG. POWER AT 25° C : 1 W per termination / 3 W total power

ELECTRICAL CHARACTERISTICS

Actuator : LATCHING
Nominal current ** : 320 mA / RESET : 1280 mA ****
Actuator voltage (Vcc) : 12V (10.2 to 13V) / POSITIVE COMMON
Terminals : 25 pins D-SUB male connector

MECHANICAL CHARACTERISTICS

Connectors : SMA 2.9 female per MIL-C 39012
Life : 2 million cycles per position
Switching Time*** : < 15 ms
Construction : Splashproof
Weight : < 250 g

ENVIRONMENTAL CHARACTERISTICS

Operating temperature range : -40°C to +85°C
Storage temperature range : -55°C to +85°C

- (* Average power at 25°C per RF Path)
(** At 25° C ±10%)
(*** Nominal voltage ; 25° C)
(**** Reset : supply voltage time 1sec. max. / duty cycle 10%)



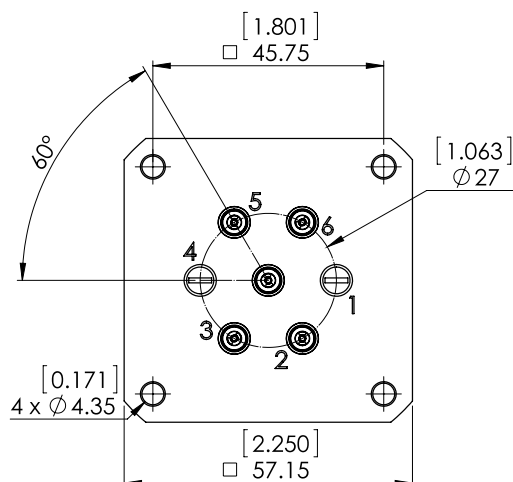
PAGE 2/2

ISSUE 12-09-22

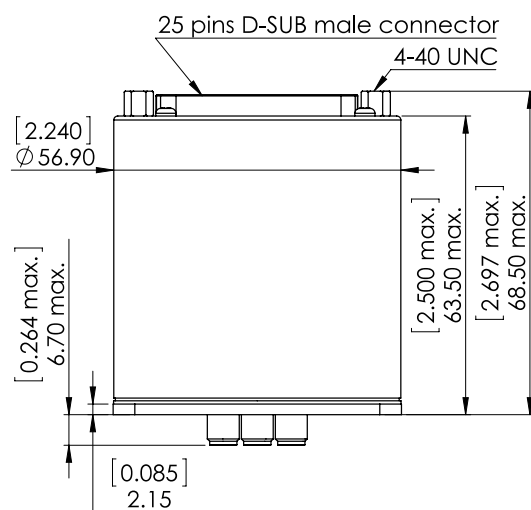
SERIE : SPnT

PART NUMBER : R574822445

DRAWING

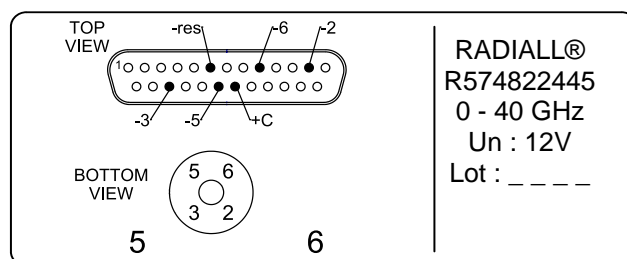


Voltage	RF Continuity
+C -RESET	All ports open
+C -2	IN ↔ 2
+C -3	IN ↔ 3
+C -5	IN ↔ 5
+C -6	IN ↔ 6



General tolerances : ±0,5 mm [0,02 in]

LABEL



SCHEMATIC DIAGRAM

