

PAGE 1/2

ISSUE 22-03-22

SERIE : SPnT

PART NUMBER : R574022400

## RF CHARACTERISTICS

Number of ways : 4  
Frequency range : 0 - 3 GHz  
Impedance : 50 Ohms

Frequency (GHz)	DC - 3
VSWR max	1.20
Insertion loss max	0.20 dB
Isolation min	80 dB
Average power (*)	400 W

TERMINATION IMPEDANCE : 50 Ohms  
TERM. AVG. POWER AT 25° C : 1 W per termination / 3 W total power

## ELECTRICAL CHARACTERISTICS

Actuator : LATCHING  
Nominal current \*\* : 320 mA / RESET : 1280 mA \*\*\*\*  
Actuator voltage (Vcc) : 12V (10.2 to 13V) / NEGATIVE COMMON  
Terminals : solder pins (250°C max. / 30 sec.)

## MECHANICAL CHARACTERISTICS

Connectors : N female per MIL-C 39012  
Life : 2 million cycles per position  
Switching Time\*\*\* : < 15 ms  
Construction : Splashproof  
Weight : < 460 g

## ENVIRONMENTAL CHARACTERISTICS

Operating temperature range : -40°C to +85°C  
Storage temperature range : -55°C to +85°C

- (\*) Average power at 25°C per RF Path)  
(\*\*) At 25° C ±10%)  
(\*\*\*) Nominal voltage ; 25° C)  
(\*\*\*\* Reset : supply voltage time 1sec. max. / duty cycle 10%)



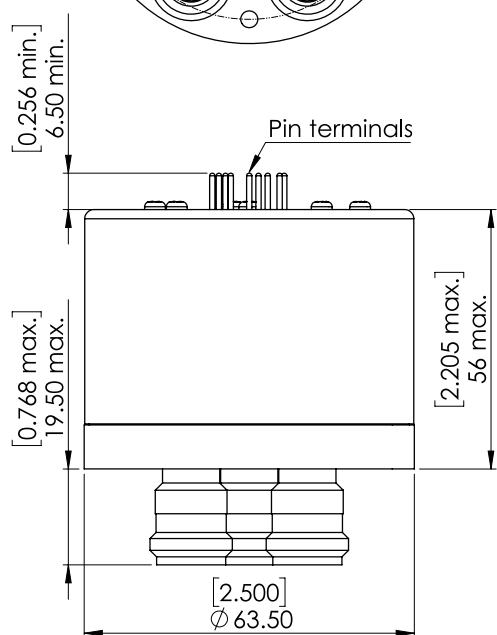
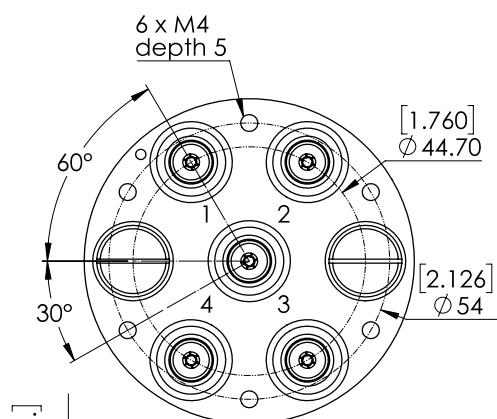
PAGE 2/2

ISSUE 22-03-22

SERIE : SPnT

PART NUMBER : R574022400

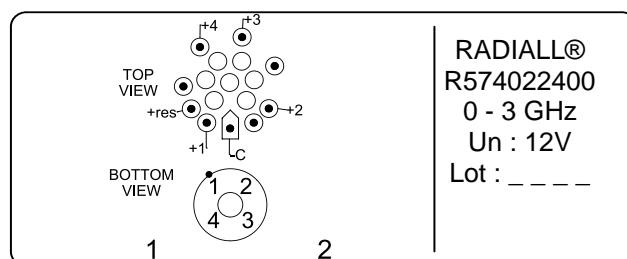
DRAWING



General tolerances : ±0,5 mm [0,02 in]

Voltage	RF Continuity
-C +RESET	All ports open
-C +1	IN ↔ 1
-C +2	IN ↔ 2
-C +3	IN ↔ 3
-C +4	IN ↔ 4

**LABEL**



SCHEMATIC DIAGRAM

