

PAGE 1/2

ISSUE 22-03-22

SERIE : SPnT

PART NUMBER : R574022300

RF CHARACTERISTICS

Number of ways : **3**
 Frequency range : **0 - 3 GHz**
 Impedance : **50 Ohms**

Frequency (GHz)	DC - 3
VSWR max	1.20
Insertion loss max	0.20 dB
Isolation min	80 dB
Average power (*)	400 W

TERMINATION IMPEDANCE : **50 Ohms**
 TERM. AVG. POWER AT 25° C : **1 W per termination / 3 W total power**

ELECTRICAL CHARACTERISTICS

Actuator : **LATCHING**
 Nominal current ** : **320 mA / RESET : 960 mA ******
 Actuator voltage (Vcc) : **12V (10.2 to 13V) / NEGATIVE COMMON**
 Terminals : **solder pins (250°C max. / 30 sec.)**

MECHANICAL CHARACTERISTICS

Connectors : **N female per MIL-C 39012**
 Life : **2 million cycles per position**
 Switching Time*** : **< 15 ms**
 Construction : **Splashproof**
 Weight : **< 460 g**

ENVIRONMENTAL CHARACTERISTICS

Operating temperature range : **-40°C to +85°C**
 Storage temperature range : **-55°C to +85°C**

- (*) Average power at 25°C per RF Path)
 (**) At 25° C ±10%)
 (***) Nominal voltage ; 25° C)
 (****) Reset : supply voltage time 1sec. max. / duty cycle 10%)



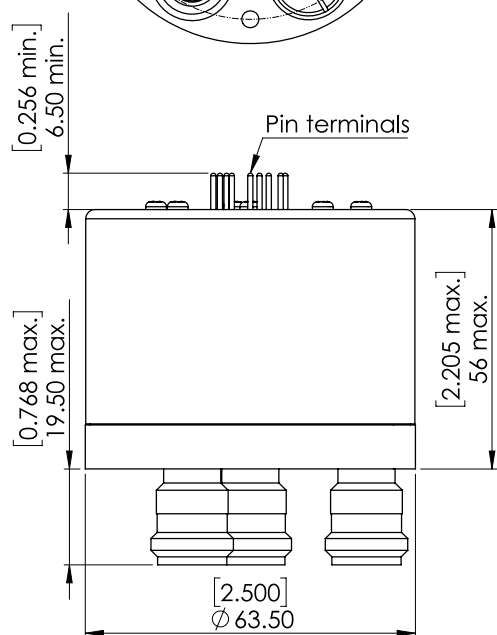
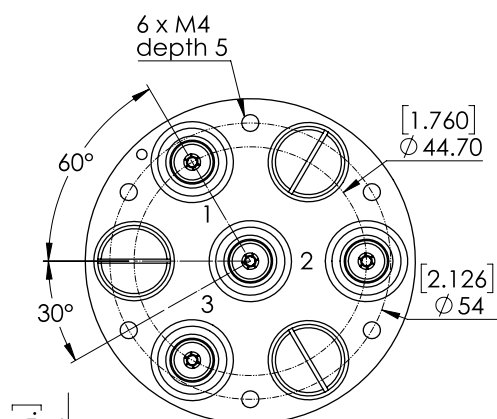
PAGE 2/2

ISSUE 22-03-22

SERIE : SPnT

PART NUMBER : R574022300

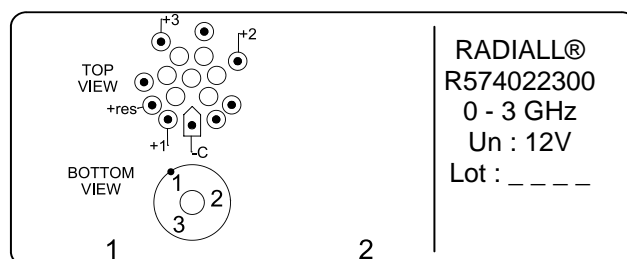
DRAWING



General tolerances : ±0,5 mm [0,02 in]

Voltage	RF Continuity
-C +RESET	All ports open
-C +1	IN ↔ 1
-C +2	IN ↔ 2
-C +3	IN ↔ 3

LABEL



RADIALl®
R574022300
 0 - 3 GHz
 Un : 12V
 Lot : _ _ _ _

SCHEMATIC DIAGRAM

