

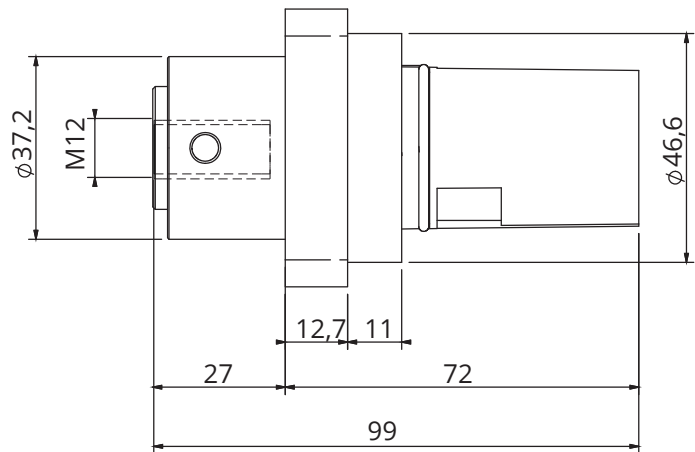
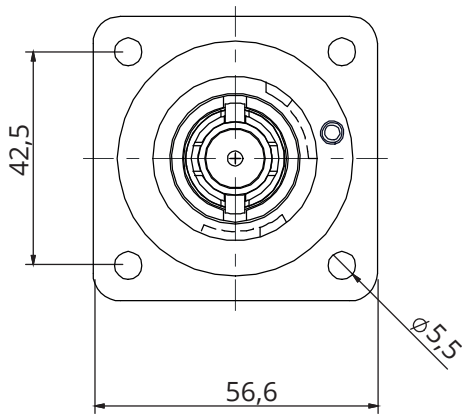
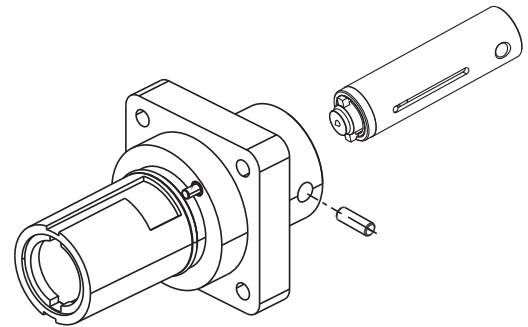
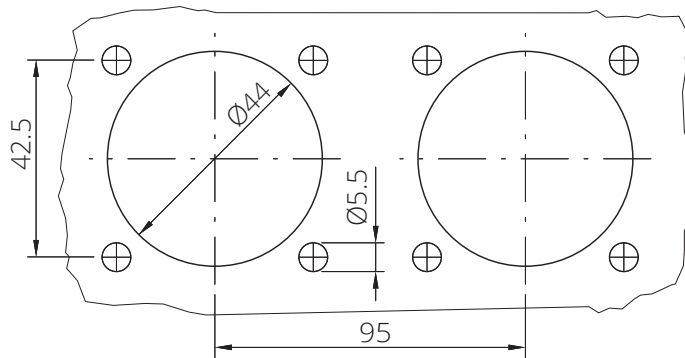
PAGE 1/2

ISSUE 25-05-23A

SERIES SPPC


PART NUMBER SPPC-PWL-2.0-PD-E-GN-TH5

*panel cut out*



*Dimensions in mm*

## Code details

Series Code	SPPC-PWL-2.0	Single Pole Power connectors
Connector Type	PD	Panel Drain
Key Position	E	Earth
Insulator Color	GN 	Green
Contact Termination	TH5	Threaded hole - 500A
Cable External diameter	-	-
Contacts Type	-	Standard contacts
Customization	-	-

PAGE 2/2

ISSUE 25-05-23A

SERIES SPPC

PART NUMBER SPPC-PWL-2.0-PD-E-GN-TH5

**Connector Type:**

Number of contacts: Single Pole  
 Panel Drain connectors  
 Green Color  
 Locking: Bayonet  
 Threaded hole  
 Finger Touch protected contacts IP2X

**Reference Documents:**

- EN 61984  
 - EN 60529  
 - European Directive 2011/65/UE (RoHS)  
 - UL94

**General features:**

Operating temperatures: -30°C ÷ +125°C  
 Protection degree (mated connectors; according to EN 60529): IP66/67  
 Flammability: UL94-V0  
 Minimum Mating Cycles: 500

**Electrical specifications:**

Nominal Voltage: 1000 Vac / 1500 Vdc  
 Current Rating: 500A  
 Minimum Insulation Resistance: 5GΩ @ 500V  
 Contact Resistance: <0.1 mΩ  
 Rated Voltage to Earth: 2000Vac  
 Minimum Flashover (EN60309-1): 6.8kV AC – 1 minute  
 Test Voltage (Mated Condition): 5 kV– 1 minute @ 50Hz  
 Short Circuit Current – 1 second: 16kA  
 Short Circuit Current – 3 seconds: 12kA  
 Surge Current (DIN VDE 0102/1.90): 62kA – 10mseconds  
 Creepage Distance: >25mm  
 Clearance Distance: >25mm

**Others characteristics:**

Panel Contact Tightening Torque: 30Nm max  
 Contact Retention in Insulator: 2.5kN Axial Load

UL certified (File n° E483437)



COMPONENTS	MATERIALS	PLATING / FINISHES	ACCESSORIES (included)		
Shells	Thermoplastic	-	P/N	Description	Quantity
Contacts	Copper Alloy	Silver Plated	-	-	-
Panel Gasket	-	-	-	-	-
Others part	-	-	-	-	-

**PACKAGING**

Quantity	Type	Weight
1	Plastic Bags	-
-	Carton Box	-