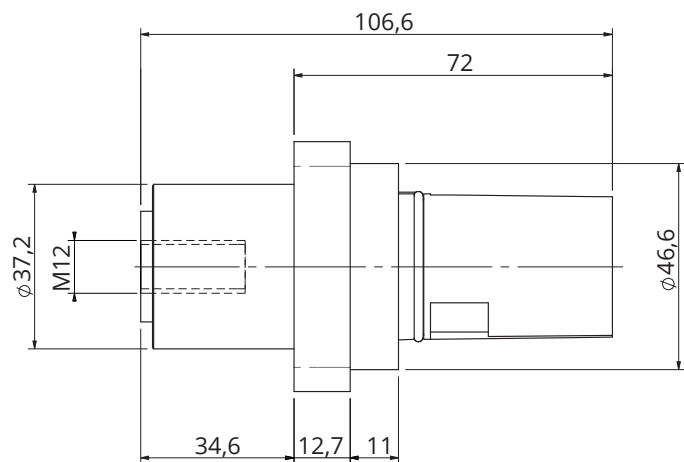
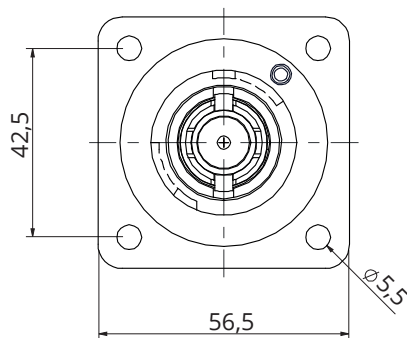
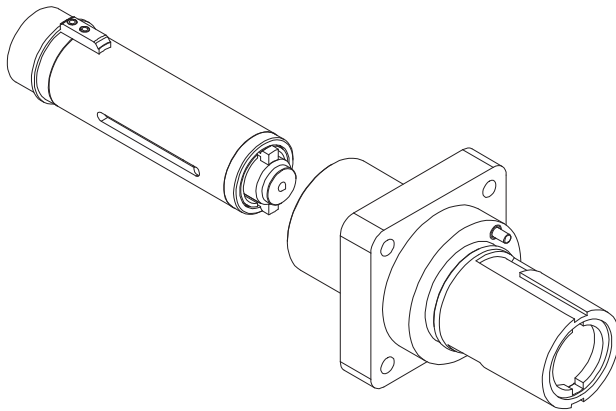


PAGE 1/2

ISSUE 19-01-21B


SERIES SPPC

PART NUMBER SPPC-PWL-PD-L3-GY-TH7



Dimensions in mm

Code details

Series Code	SPPC-PWL	Single Pole Power connectors
Connector Type	PD	Panel Drain
Key Position	L3	Phase 3
Insulator Color	GY 	Grey
Contact Termination	TH7	Threaded hole - 750A
Cable External diameter	-	-
Contacts Type	-	Standard contacts
Customization	-	-

PAGE 2/2

ISSUE 19-01-21B

SERIES SPPC

PART NUMBER SPPC-PWL-PD-L3-GY-TH7

Connector Type:

Number of contacts: Single Pole
Panel Drain connectors
Grey Color
Locking: Bayonet with secondary locking pin
Threaded hole
Finger Touch protected contacts IP2X

Reference Documents:

- EN 61984
- EN 60529
- European Directive 2011/65/UE (RoHS)
- UL94

General features:

Operating temperatures: -30°C ÷ +125°C
Protection degree (mated connectors; according to EN 60529): IP66/67
Flammability: UL94-V0
Minimum Mating Cycles: 500

Electrical specifications:

Nominal Voltage: 1000 Vac / 1500 Vdc
Current Rating: 750A
Minimum Insulation Resistance: 5GΩ @ 500V
Contact Resistance: <0.1 mΩ
Rated Voltage to Earth: 2000Vac
Minimum Flashover (EN60309-1): 6.8kV AC – 1 minute
Test Voltage (Mated Condition): 5 kV– 1 minute @ 50Hz
Short Circuit Current – 1 second: 16kA
Short Circuit Current – 3 seconds: 12kA
Surge Current (DIN VDE 0102/1.90): 62kA – 10mseconds
Creepage Distance: >25mm
Clearance Distance: >25mm

Others characteristics:

Panel Contact Tightening Torque: 30Nm max
Contact Retention in Insulator: 2.5kN Axial Load

VDE Certified



COMPONENTS	MATERIALS	PLATING / FINISHES	ACCESSORIES (included)		
Shells	Thermoplastic	-	P/N	Description	Quantity
Contacts	Copper Alloy	Silver Plated	-	-	-
Panel Gasket	-	-	-	-	-
Others part	-	-	-	-	-

PACKAGING

Quantity	Type	Weight
1	Plastic Bags	-
-	Carton Box	-



Radiall VanSystem S.r.l. | www.vansystem.eu - www.radiall.com