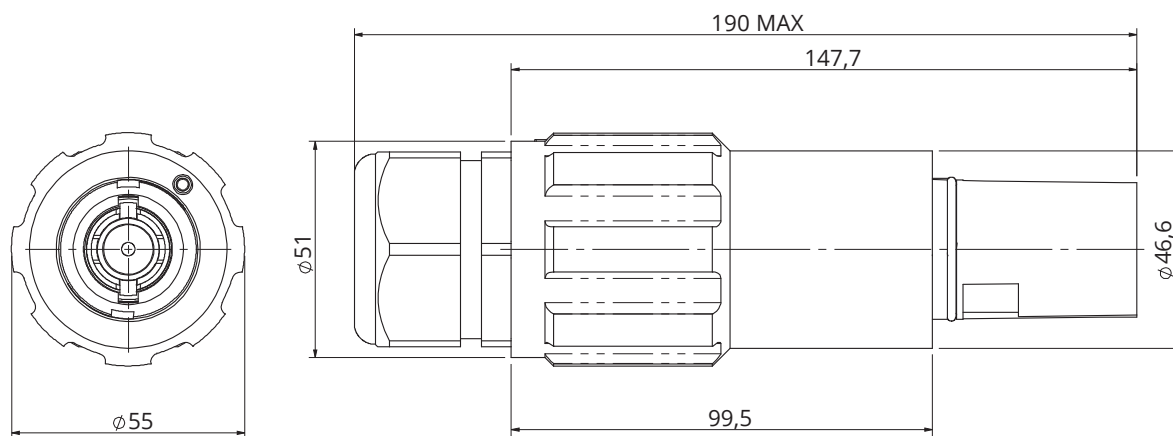
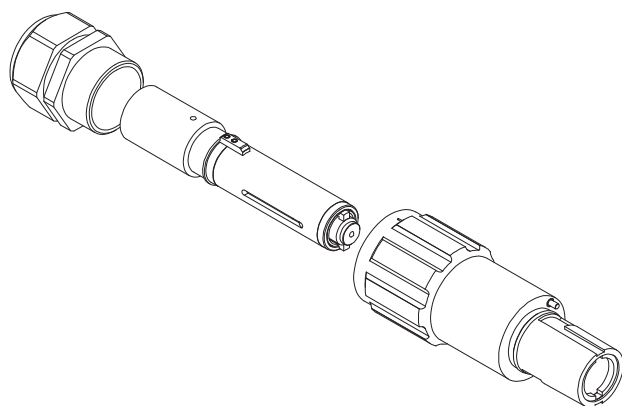


PAGE 1/2

ISSUE 05-07-21C


SERIES SPPC

PART NUMBER SPPC-PWL-LD-L1-BR-C-185-OS



Dimensions in mm

Code details

Series Code	SPPC-PWL	Single Pole Power connectors
Connector Type	LD	Cable/Line Drain
Key Position	L1	Phase 1
Insulator Color	BR 	Brown
Contact Termination	C-185	Crimp contacts – 750A 185 mm ²
Cable External diameter	OS	22mm – 32mm
Contacts Type	-	Standard contacts
Customization	-	-

PAGE 2/2

ISSUE 05-07-21C

SERIES SPPC

PART NUMBER SPPC-PWL-LD-L1-BR-C-185-OS

Connector Type:

Number of contacts: Single Pole
 Cable/line Drain connectors
 Brown Color
 Locking: Bayonet with secondary locking pin
 Crimp terminal contacts for wire 185 mm²
 Finger Touch protected contacts IP2X

Reference Documents:

- EN 61984
 - EN 60529
 - European Directive 2011/65/UE (RoHS)
 - UL94

General features:

Operating temperatures: -30°C ÷ +125°C
 Protection degree (mated connectors; according to EN 60529): IP66/67
 Flammability: UL94-V0
 Minimum Mating Cycles: 500

Electrical specifications:

Nominal Voltage: 1000 Vac / 1500 Vdc
 Current Rating: 750A
 Minimum Insulation Resistance: 5GΩ @ 500V
 Contact Resistance: <0.1 mΩ
 Rated Voltage to Earth: 2000Vac
 Minimum Flashover (EN60309-1): 6.8kV AC – 1 minute
 Test Voltage (Mated Condition): 5 kV– 1 minute @ 50Hz
 Short Circuit Current – 1 second: 16kA
 Short Circuit Current – 3 seconds: 12kA
 Surge Current (DIN VDE 0102/1.90): 62kA – 10mseconds

Others characteristics:

Cable Gland Tightening Torque: 13Nm
 Contact Retention in Insulator: 2.5kN Axial Load

VDE Certified



COMPONENTS	MATERIALS	PLATING / FINISHES
Shells	Thermoplastic	-
Contacts	Copper Alloy	Silver Plated
Panel Gasket	-	-
Others part	-	-

Cable Size	185mm ²	185mm ²
	Class 2	Class 5
Insulation Strip (dim L)	40mm	40mm
Recommended Number of Crimps	2	2
Hand Operated Crimp Tool	HT120 HT131-C	HT120 HT131-C
Crimp Die Set	ME48-C	ME48-C
Contact Removal Tool	VS390039	VS390039

PACKAGING

Quantity	Type	Weight
1	Plastic Bags	-
-	Carton Box	-