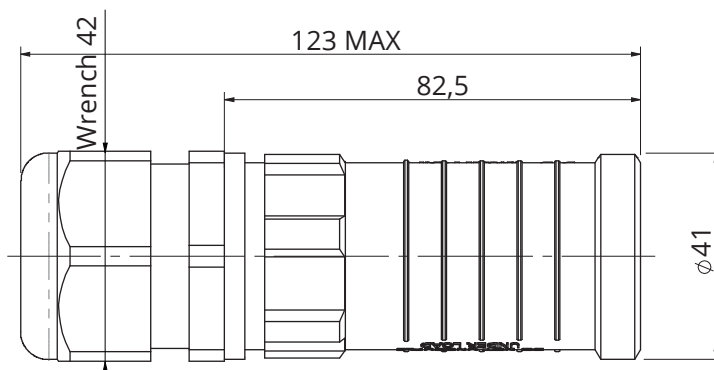
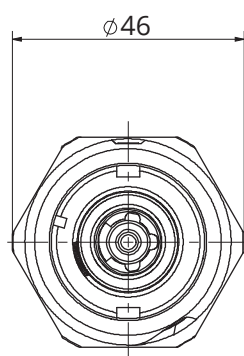
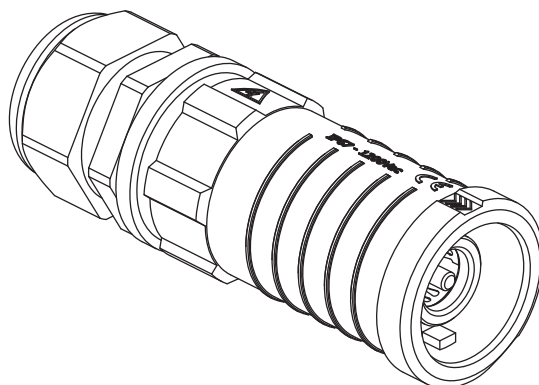


PAGE 1/2

ISSUE 29-05-23A


SERIES SPPC

PART NUMBER SPPC-HK-LS-L1-BR-C-120-OS



Dimensions in mm

#### Code details

Series Code	SPPC-HK	Single Pole Power Connectors
Connector Type	LS	Cable/Line Source
Key Position	L1	Phase 1
Insulator Color	BR 	Brown
Contact Termination	C-120	Crimp contacts – 400A 95mm <sup>2</sup> - 120mm <sup>2</sup>
Cable External diameter	OS	18mm – 25mm
Contacts Type	-	Standard contacts
Customization	-	-

PAGE 2/2

ISSUE 29-05-23A

SERIES SPPC

PART NUMBER SPPC-HK-LS-L1-BR-C-120-OS

**Connector Type:**

Number of contacts: Single Pole  
 Cable/line Source connectors  
 Brown Color  
 Locking: Spring into the Locked Position  
 Screw terminal contacts for wire up to 120 mm<sup>2</sup>  
 Finger Touch protected contacts IP2X

**Reference Documents:**

- EN 61984
- EN 60529
- European Directive 2011/65/UE (RoHS)

**General features:**

Operating temperatures: -30°C ÷ +120°C  
 Protection degree (mated connectors; according to EN 60529): IP67  
 Flammability: UL94-V0  
 Minimum Mating Cycles: 500

**Electrical specifications:**

Nominal Voltage: 1200 Vac / Vdc  
 Current Rating: 400A  
 Contact Resistance: <0.1 mΩ  
 Rated Voltage to Earth: 1750Vac, panel thickness<4mm  
 1200Vac, panel thickness>4mm  
 Short Circuit Current – 1 second: 11kA  
 Short Circuit Current – 3 seconds: 4kA  
 Surge Current (DIN VDE 0102/1.90): 45KA – 10 mseconds

**Others characteristics:**

Screws Tightening Torque (in-line connectors): 12Nm  
 Contact Retention in Insulator: 400N axial load  
 Sleeves included, for cable conductor size - 16 mm<sup>2</sup> - 25 mm<sup>2</sup> - 35 mm<sup>2</sup> - 50 mm<sup>2</sup> - 70 mm<sup>2</sup>

COMPONENTS	MATERIALS	PLATING / FINISHES	ACCESSORIES (included)		
Shells	Thermoplastic	-	P/N	Description	Quantity
Contacts	Copper Alloy	Silver Plated	-	-	-
Panel Gasket	-	-	-	-	-
Others part	-	-	-	-	-

**PACKAGING**

Quantity	Type	Weight
1	Plastic Bags	0.22Kg
-	Carton Box	-