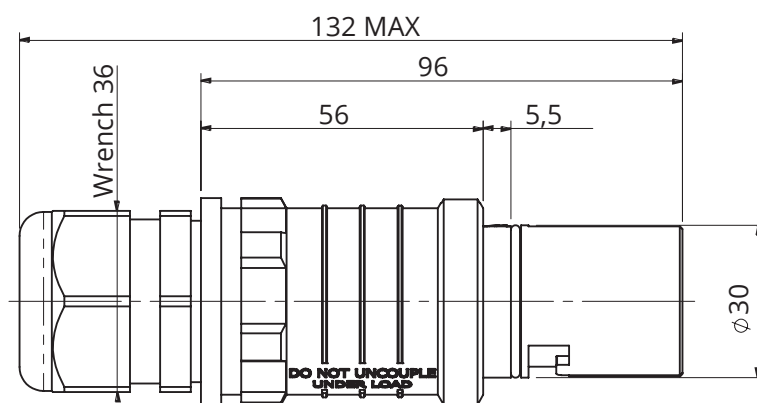
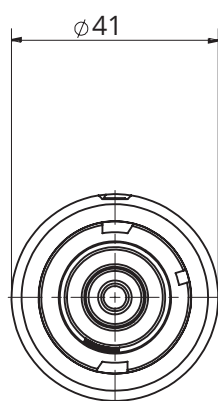
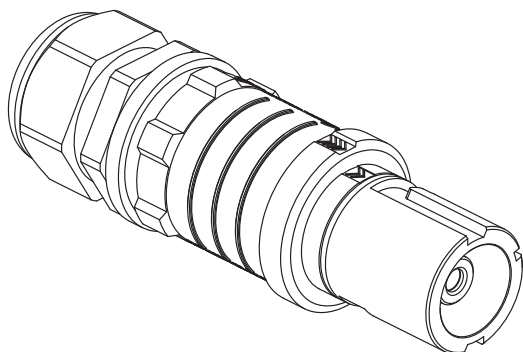


PAGE 1/2

ISSUE 01-07-21B


SERIES SPPC

PART NUMBER SPPC-HK-LD-L1-BR-S-70-M



Dimensions in mm

Code details

Series Code	SPPC-HK	Single Pole Power Connectors
Connector Type	LD	Cable/Line Drain
Key Position	L1	Phase 1
Insulator Color	BR 	Brown
Contact Termination	S-70	Screw terminal – 250A up to 70mm ²
Cable External diameter	M	11mm – 21mm
Contacts Type	-	Standard contacts
Customization	-	-

PAGE 2/2

ISSUE 01-07-21B

SERIES SPPC

PART NUMBER SPPC-HK-LD-L1-BR-S-70-M

Connector Type:

Number of contacts: Single Pole
 Cable/line Drain connectors
 Brown Color
 Locking: Spring into the Locked Position
 Screw terminal contacts for wire up to 70mm²
 Finger Touch protected contacts IP2X

Reference Documents:

- EN 61984
- EN 60529
- European Directive 2011/65/UE (RoHS)

General features:

Operating temperatures: -30°C ÷ +120°C
 Protection degree (mated connectors; according to EN 60529): IP67
 Flammability: UL94-V0
 Minimum Mating Cycles: 500

Electrical specifications:

Nominal Voltage: 1200 Vac / Vdc
 Current Rating: 250A
 Contact Resistance: <0.1 mΩ
 Rated Voltage to Earth: 1750Vac, panel thickness<4mm
 1200Vac, panel thickness>4mm
 Short Circuit Current – 1 second: 11kA
 Short Circuit Current – 3 seconds: 4kA
 Surge Current (DIN VDE 0102/1.90): 45KA – 10 mseconds

Others characteristics:

Screws Tightening Torque (in-line connectors): 12Nm
 Contact Retention in Insulator: 400N axial load
 Sleeves included, for cable conductor size - 16 mm² - 25 mm² - 35 mm² - 50 mm² - 70 mm²

COMPONENTS	MATERIALS	PLATING / FINISHES	ACCESSORIES (included)		
Shells	Thermoplastic	-	P/N	Description	Quantity
Contacts	Copper Alloy	Silver Plated	-	-	-
Panel Gasket	-	-	-	-	-
Others part	-	-	-	-	-

PACKAGING

Quantity	Type	Weight
1	Plastic Bags	0.2Kg
-	Carton Box	-