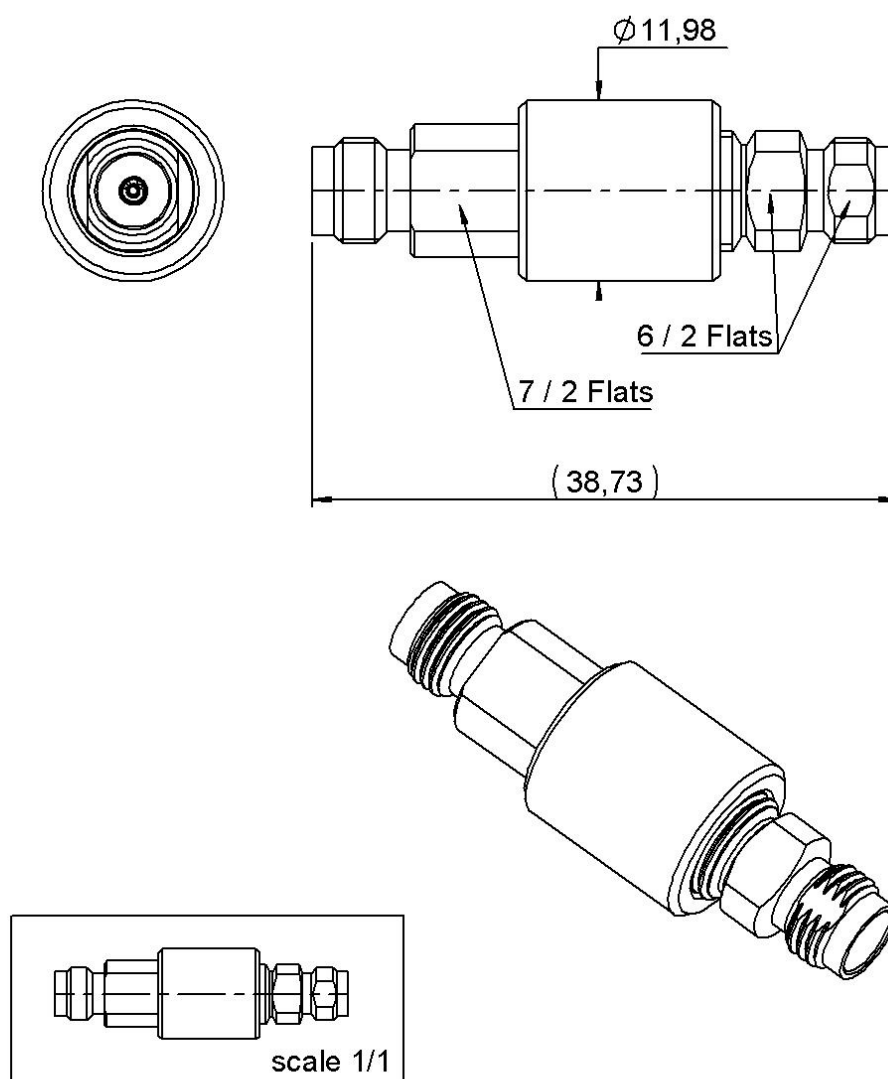


PAGE 1/3

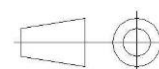
ISSUE
22-02-23A

SERIES **DIVERS**

PART NUMBER **R299768000**



All dimensions are in mm. Tolerances according ISO 2768 m-H



COMPONENTS	MATERIALS	PLATING (µm)
Body	STAINLESS STEEL.	PASSIVATED
Center contact	BERYLLIUM COPPER	GOLD OVER NICKEL
Outer contact		
Insulator	PEEK	
Gasket		
Others parts	BRASS	GOLD OVER NICKEL
-	-	-
-	-	-

PAGE 2/3	ISSUE 22-02-23A	SERIES DIVERS	PART NUMBER R299768000
----------	---------------------------	----------------------	-------------------------------

PACKAGING

Standard	Unit	Other
1	Contact us	Contact us

ELECTRICAL CHARACTERISTICS

Impedance	50	Ω
Frequency	0-70	GHz
VSWR	* + 0,000	x F(GHz) Maxi
Insertion loss	**	\sqrt{F} (GHz) dB Maxi
RF leakage	- (NA	- F(GHz)) dB Maxi
Voltage rating	225	Veff Maxi
Dielectric withstanding voltage	500	Veff mini
Insulation resistance	1000	M Ω mini

ENVIRONMENTAL

Operating temperature	-65/+165	°C
Hermetic seal		Atm.cm3/s
Panel leakage		

MECHANICAL CHARACTERISTICS

Center contact retention		
Axial force – Mating End	20	N mini
Axial force – Opposite end	20	N mini
Torque		N.cm mini

Recommended torque	
Mating	N.cm
Panel nut	N.cm

Mating life	50	Cycles mini
Nominal Weight	20,000	g
(Add +15% for max weight)		

SPECIFICATION

OTHER CHARACTERISTICS

Assembly instruction:

Others:

***VSWR : 1.3 -> DC - 40Ghz**

***VSWR : 1.5 -> 40Ghz to 70Ghz**

****0.2dB Maxi**

CUSTOMER'S APPROVAL	
Department or Company's stamp	
Name :	
Date :	
Copy to send back to RADIALL S.A BEFORE :	

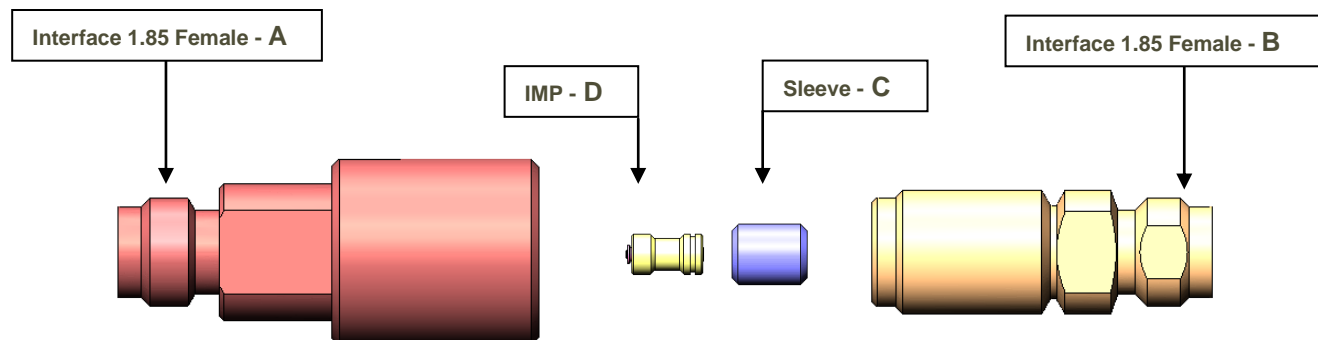
PAGE 3/3

ISSUE
22-02-23A

SERIES **DIVERS**

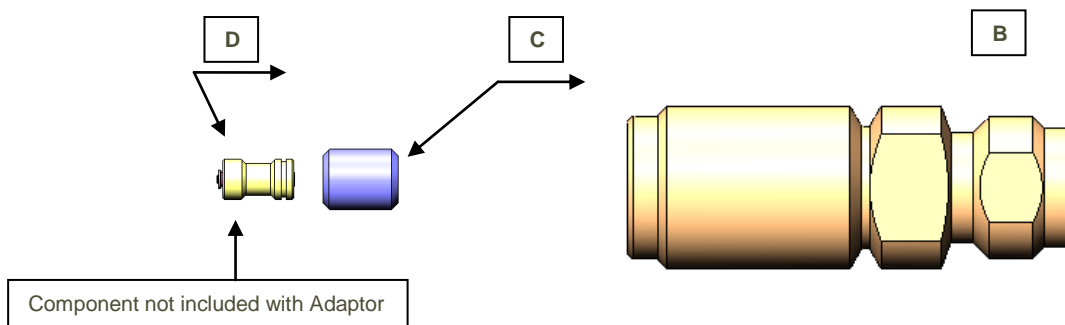
PART NUMBER **R299768000**

COMPONENTS



1

- Mount the Sleeve C , onto the Half-Body B
- Mount the IMP D onto the Sleeve C



2

- Screw the Half-Body **A+ B** for measuring IMP **D**
(Recommended tightening torque: 50 N.cm)

