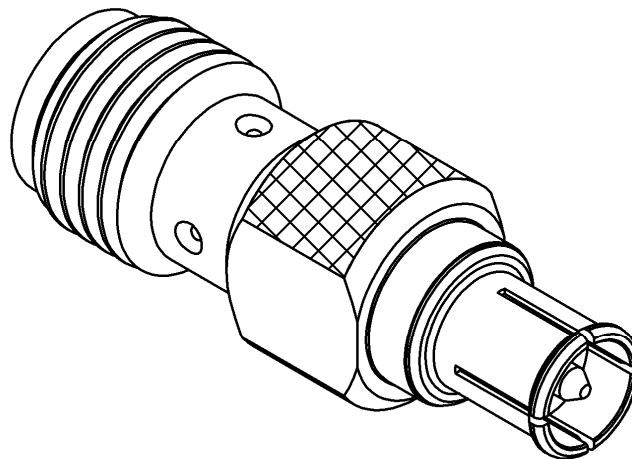
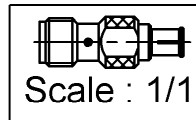
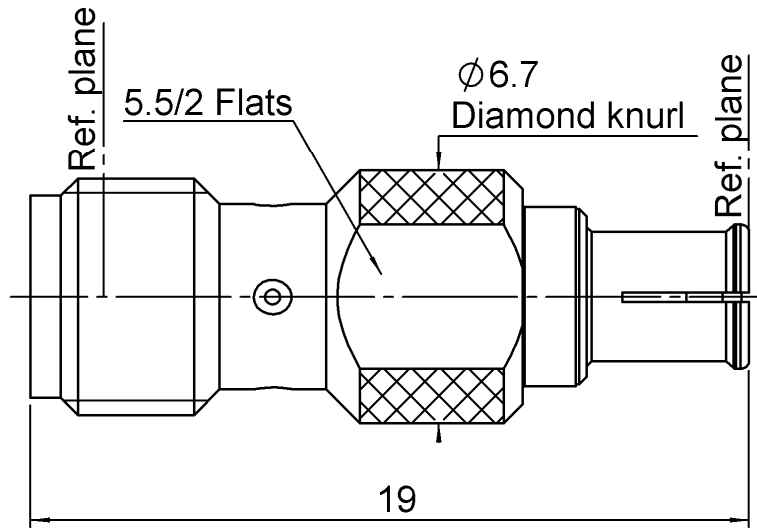


**SMA FEMALE - SMP-MAX SNAP MALE**

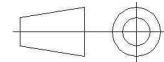
**STRAIGHT ADAPTER**

**R191.552.010**

Série : ADAPTER



All dimensions are in mm.



COMPONENTS	MATERIALS	PLATING (μm)
BODY	BRASS	NPGR
CENTER CONTACT	BERYLLIUM COPPER	NPGR
OUTER CONTACT	BERYLLIUM COPPER	NPGR
INSULATOR		
GASKET	PTFE	
OTHERS PARTS		
-	-	-
-	-	-

Issue : 1101 A

In the effort to improve our products, we reserve the rights to make changes judged to be necessary.

**RADIAL** 

**SMA FEMALE - SMP-MAX SNAP MALE****R191.552.010****STRAIGHT ADAPTER**Série : **ADAPTER****PACKAGING**

Standard	Unit	Other
<b>1</b>	<b>-</b>	<b>Contact us</b>

**SPECIFICATION****ELECTRICAL CHARACTERISTICS**

Impedance	<b>50</b>	$\Omega$
Frequency	<b>0-6</b>	GHz
VSWR	<b>1.02 + 0,0300</b>	x F(GHz) Maxi
Insertion loss	<b>0.05</b>	$\sqrt{F}(\text{GHz})$ dB Maxi
RF leakage	- ( <b>NA</b> )	- F(GHz)) dB Maxi
Voltage rating	<b>335</b>	Veff Maxi
Dielectric withstanding voltage	<b>1000</b>	Veff mini
Insulation resistance	<b>5000</b>	M $\Omega$ mini

**ENVIRONMENTAL**

Operating	<b>-55/+125</b>	$^{\circ}\text{C}$
Hermetic seal	<b>NA</b>	Atm.cm3/s
Panel leakage	<b>NA</b>	

**OTHER CHARACTERISTICS****MECHANICAL CHARACTERISTICS**

Center contact retention		
Axial force – Mating end	<b>18</b>	N mini
Axial force – Opposite end	<b>18</b>	N mini
Torque	<b>NA</b>	N.cm mini
Recommended torque		
Mating	<b>SMP-MAX</b>	<b>0</b> N.cm
	<b>SMA-COM</b>	<b>0</b> N.cm
		<b>0</b> N.cm
Panel nut	<b>NA</b>	N.cm
Mating life	<b>100</b>	Cycles mini
Weight	<b>2,2140</b>	g

**Issue : 1101 A**

In the effort to improve our products, we reserve the rights to make changes judged to be necessary.

**RADIAL** 