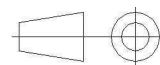
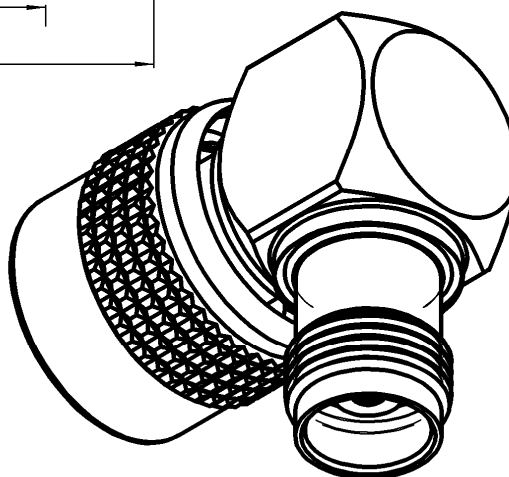
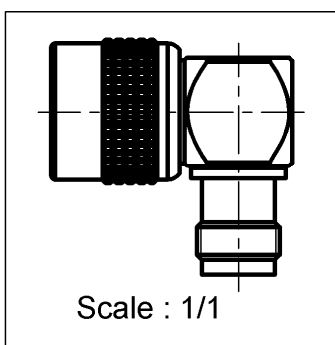
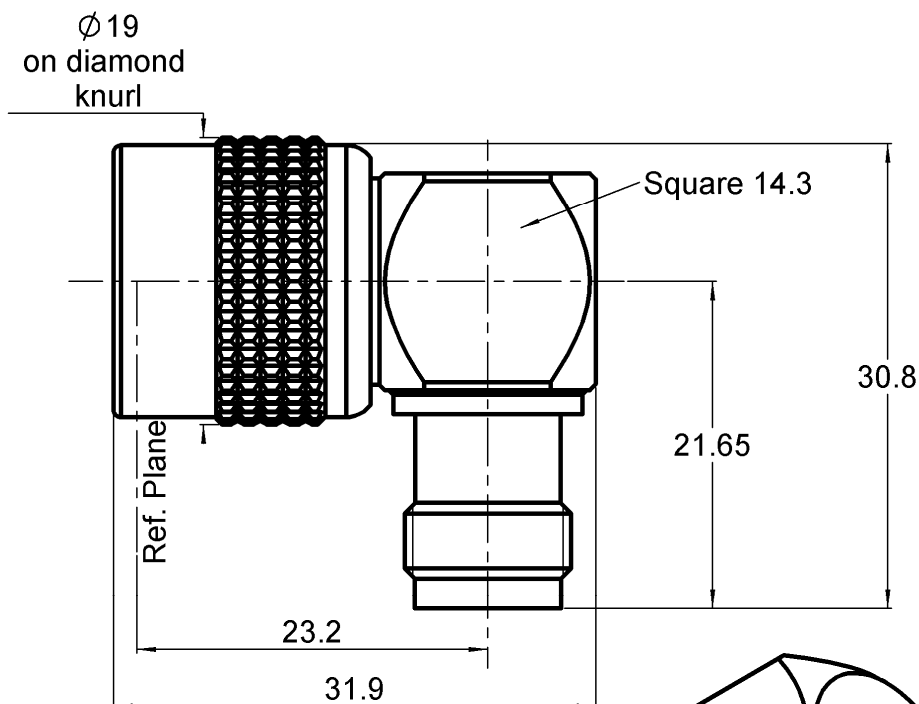


RIGHT ANGLE ADAPTATOR C MALE-TNC FEMALE

R191.521.500

Série : ADAPT



All dimensions are in mm.

COMPONENTS	MATERIALS	PLATING (µm)
BODY	BRASS	NICKEL 2
CENTER CONTACT	BERYLLIUM COPPER	GOLD 0.5 OVER NICKEL 2
OUTER CONTACT	BRONZE	NICKEL 2
INSULATOR	PTFE	
GASKET	-	
OTHERS PARTS	BRASS	NICKEL 2
-	-	-
-	-	-

Issue : 1102 A

In the effort to improve our products, we reserve the rights to make changes judged to be necessary.

RADIAL 

RIGHT ANGLE ADAPTATOR C MALE-TNC FEMALE**R191.521.500**

Série : ADAPT

PACKAGING

Standard	Unit	Other
1	-	Contact us

SPECIFICATION**ELECTRICAL CHARACTERISTICS**

Impedance	50	Ω
Frequency	0-3	GHz
VSWR	1.2 + 0,0000	x F(GHz) Maxi
Insertion loss	0.15	$\sqrt{F}(\text{GHz})$ dB Maxi
RF leakage	- (NA)	- F(GHz)) dB Maxi
Voltage rating	1000	Veff Maxi
Dielectric withstanding voltage	3000	Veff mini
Insulation resistance	5000	M Ω mini

ENVIRONMENTAL

Operating	-55/+155	$^{\circ}\text{C}$
Hermetic seal	NA	Atm.cm3/s
Panel leakage	NA	

MECHANICAL CHARACTERISTICS

Center contact retention		
Axial force – Mating end	27	N mini
Axial force – Opposite end	27	N mini
Torque	NA	N.cm mini

Recommended torque

Mating	C	0 N.cm
	TNC	0 N.cm
		0 N.cm
Panel nut		N.cm

Mating life	500	Cycles mini
Weight	41,0700	g

OTHER CHARACTERISTICS

RF POWER 25W CW max at 30 to 88 MHz

Issue : 1102 A

In the effort to improve our products, we reserve the rights to make changes judged to be necessary.

