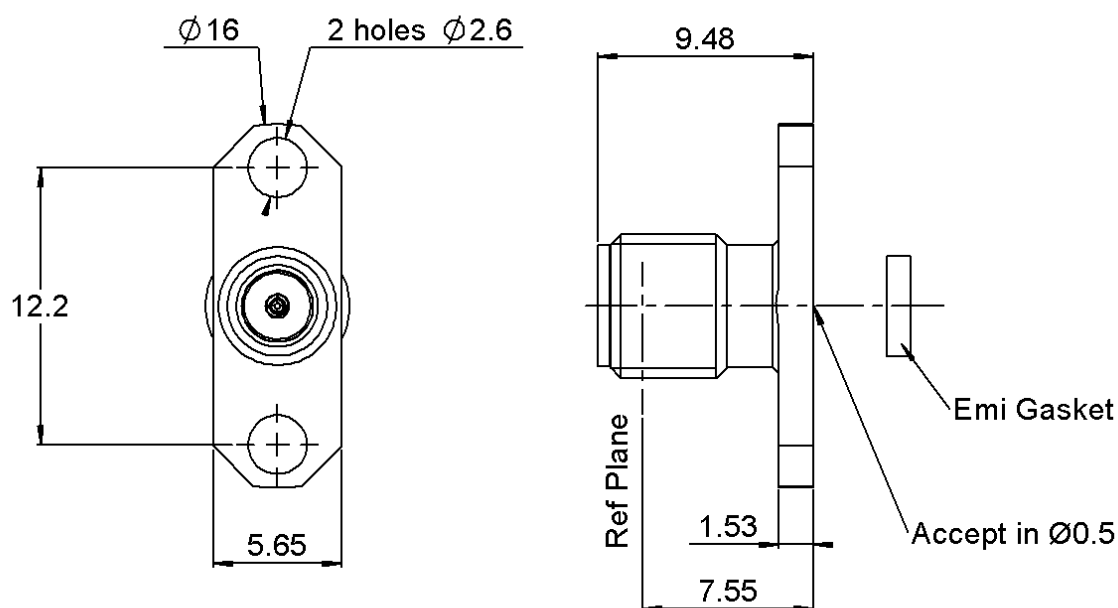


PAGE 1/2

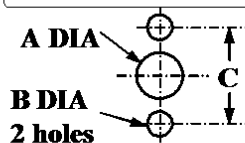
ISSUE 09-12-16D

SERIES SMA

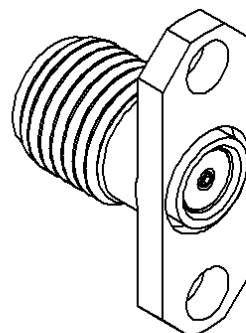
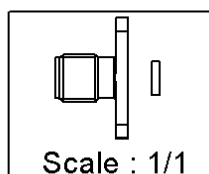
PART NUMBER R125465011



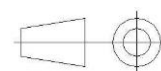
PANEL CUT OUT



	mm	
	Maxi	mini
A	4.2	4.1
B	2.65	2.6
C	12.25	12.15



All dimensions are in mm.



COMPONENTS	MATERIALS	PLATING (µm)
Body	STAINLESS STEEL	PASSIVATED
Center contact	BERYLLIUM COPPER	GOLD OVER NICKEL
Outer contact	-	-
Insulator	PTFE	-
Gasket	CONDUCTIVE SILICONE RUBBER	-
Others parts	-	-
-	-	-
-	-	-

PAGE 2/2

ISSUE **09-12-16D**

SERIES **SMA**

PART NUMBER **R125465011**

PACKAGING

Standard	Unit	Other
100	Contact us	Contact us

ELECTRICAL CHARACTERISTICS

Impedance		50	Ω
Frequency		0-18	GHz
VSWR	1.06*	+	0,0025 x F(GHz) Maxi
Insertion loss		0.07*	√F(GHz) dB Maxi
RF leakage	- (60	- F(GHz) dB Maxi
Voltage rating		500	Veff Maxi
Dielectric withstanding voltage		1000	Veff mini
Insulation resistance		5000	MΩ mini

MECHANICAL CHARACTERISTICS

Center contact retention			
Axial force – Mating End		27	N mini
Axial force – Opposite end		27	N mini
Torque		NA	N.cm mini
Recommended torque			
Mating		NA	N.cm
Panel nut		NA	N.cm
Mating life		500	Cycles mini
Weight		1,8300	g

ENVIRONMENTAL

Operating temperature	-65/+125	°C
Hermetic seal	NA	Atm.cm3/s
Panel leakage	NA	

SPECIFICATION

OTHER CHARACTERISTICS

Assembly instruction:**NA**

Others:

*** Coaxial Transmission Line Only**