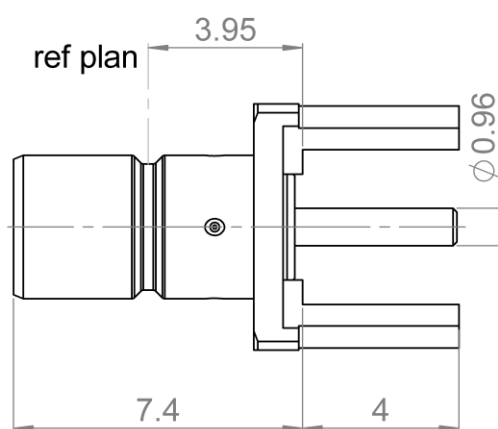
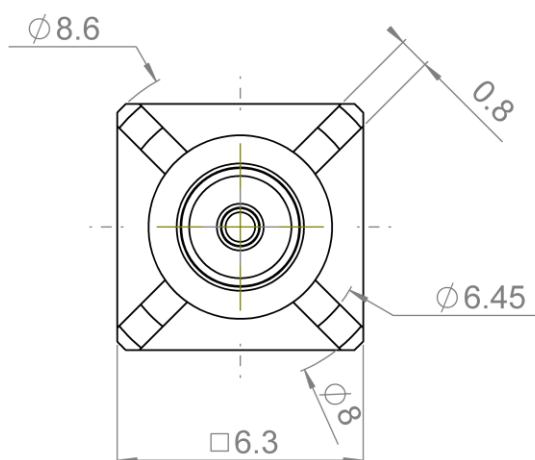


PAGE 1/2

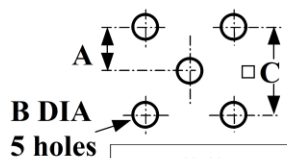
ISSUE 30-06-15A

SERIES **SMB**

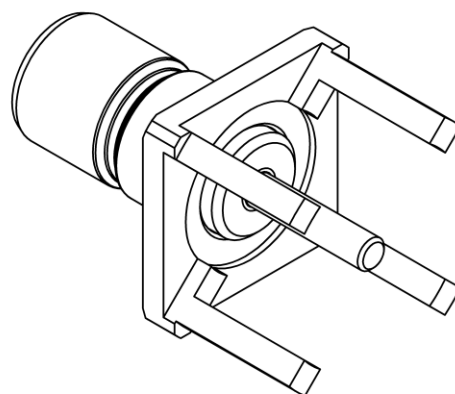
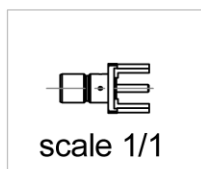
PART NUMBER **R114426147**



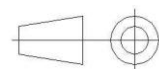
PANEL CUT OUT



	mm	
	Maxi	mini
A	2.59	2.49
B	1.40	1.30
C	5.16	5.00



All dimensions are in mm.



COMPONENTS	MATERIALS	PLATING (μm)
Body	NON MAGNETIC BRONZE	GOLD OVER COPPER
Center contact	NON MAGNETIC BRONZE	GOLD OVER COPPER
Outer contact	-	-
Insulator	PTFE	-
Gasket	-	-
Others parts	-	-
-	-	-
-	-	-

PAGE 2/2

ISSUE **30-06-15A**

SERIES **SMB**

PART NUMBER **R114426147**

PACKAGING

Standard	Unit	Other
100	Contact us	Contact us

ELECTRICAL CHARACTERISTICS

Impedance		50	Ω
Frequency		0-4	GHz
VSWR	1.05*	+	0.0080 x F(GHz) Maxi
Insertion loss		0.03	√F(GHz) dB Maxi
RF leakage	- (57	- F(GHz)) dB Maxi
Voltage rating		500	Veff Maxi
Dielectric withstanding voltage		1000	Veff mini
Insulation resistance		1000	MΩ mini

MECHANICAL CHARACTERISTICS

Center contact retention			
Axial force – Mating End		10	N mini
Axial force – Opposite end		10	N mini
Torque		NA	N.cm mini
Recommended torque			
Mating		NA	N.cm
Panel nut		NA	N.cm
Mating life		500	Cycles mini
Weight		0.6000	g

ENVIRONMENTAL

Operating temperature	-65/+165	°C
Hermetic seal	NA	Atm.cm3/s
Panel leakage	NA	

SPECIFICATION

OTHER CHARACTERISTICS

Assembly instruction:

Others:

*** COAXIAL TRANSMISSION LINE ONLY**

Distorsion of the magnetic field

<0.5 ppm at 10mm at Bo=1.5 Tesla

Non magnetic component