

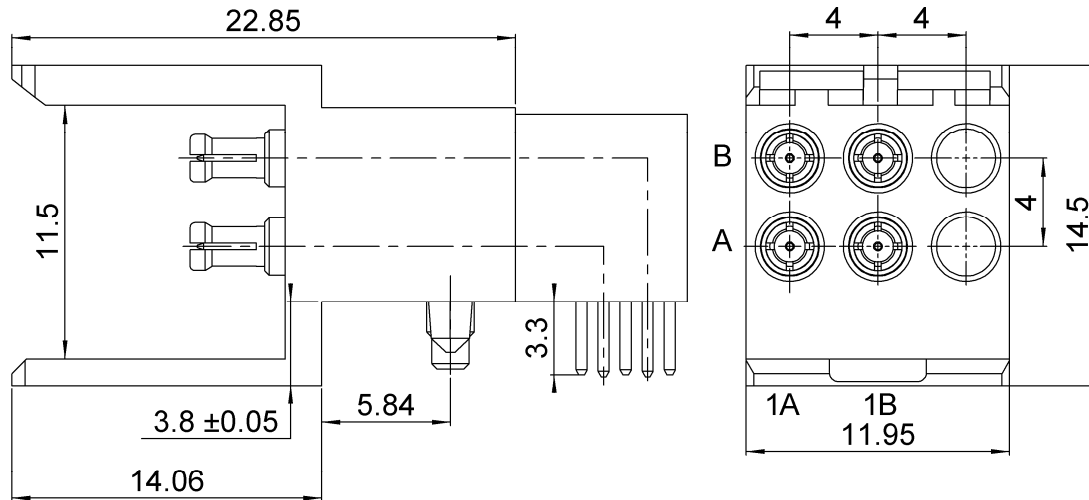
MALE SHIELDED COAXIPACK 4 COAX

R694.281.254

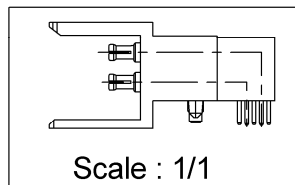
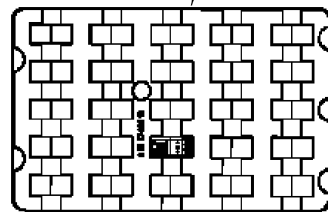
SOLDER TYPE 3.5

Series : MCC2

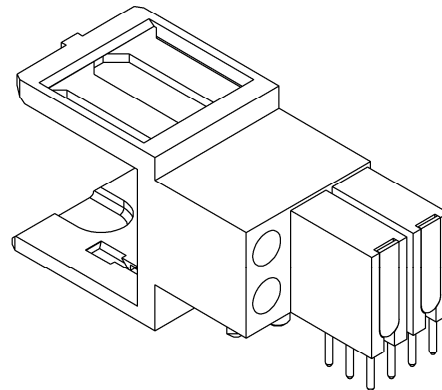
2 COAX POSITION AB/ 1A,1B



Connectors' packaging



Scale : 1/1



All dimensions are in mm.

COMPONENTS	MATERIALS	PLATING (μm)
BODY	BRASS	NICKEL 2
CENTER CONTACT	BERYLLIUM COPPER	NPGR
OUTER CONTACT	BRONZE	NPGR
INSULATOR	PEEK , ULTEM	
GASKET		
OTHERS PARTS	POLYM. C. L. 30% FV	NICKEL 0.6 OVER COPPER 3
-	-	-
-	-	-

Issue : 0918 A

In the effort to improve our products, we reserve the right to make changes judged to be necessary.

RADIAL

MALE SHIELDED COAXIPACK 4 COAX**R694.281.254****SOLDER TYPE 3.5**

Series : MCC2

PACKAGING

Standard	Unit	Other
25	'W' option	Contact us

SPECIFICATION**ELECTRICAL CHARACTERISTICS**

Impedance	75	Ω
Frequency	0-6	GHz
VSWR	1.20* + 0.0000	x F(GHz) Maxi
Insertion loss	0.2	$\sqrt{F}(\text{GHz})$ dB Maxi
RF leakage	- (NA)	- F(GHz)) dB Maxi
Voltage rating	500	Veff Maxi
Dielectric withstanding voltage	750	Veff mini
Insulation resistance	5000	M Ω mini

ENVIRONMENTAL

Operating temperature	-25/+125	$^{\circ}\text{C}$
Hermetic seal	NA	Atm.cm3/s
Panel leakage	NA	

OTHER CHARACTERISTICSAssembly instruction **See/Voir Pg 3**

Others :

*ROS optimised 0~3 GHz

Housing Material: UL94V-0

MECHANICAL CHARACTERISTICS

Center contact retention	
Axial force – Mating end	6 N mini
Axial force – Opposite end	6 N mini
Torque	NA N.cm mini
Recommended torque	
Mating	NA N.cm
Panel nut	NA N.cm
Mating life	500 Cycles mini
Weight	5.5700 g

Issue : 0918 A

In the effort to improve our products, we reserve the right to make changes judged to be necessary.

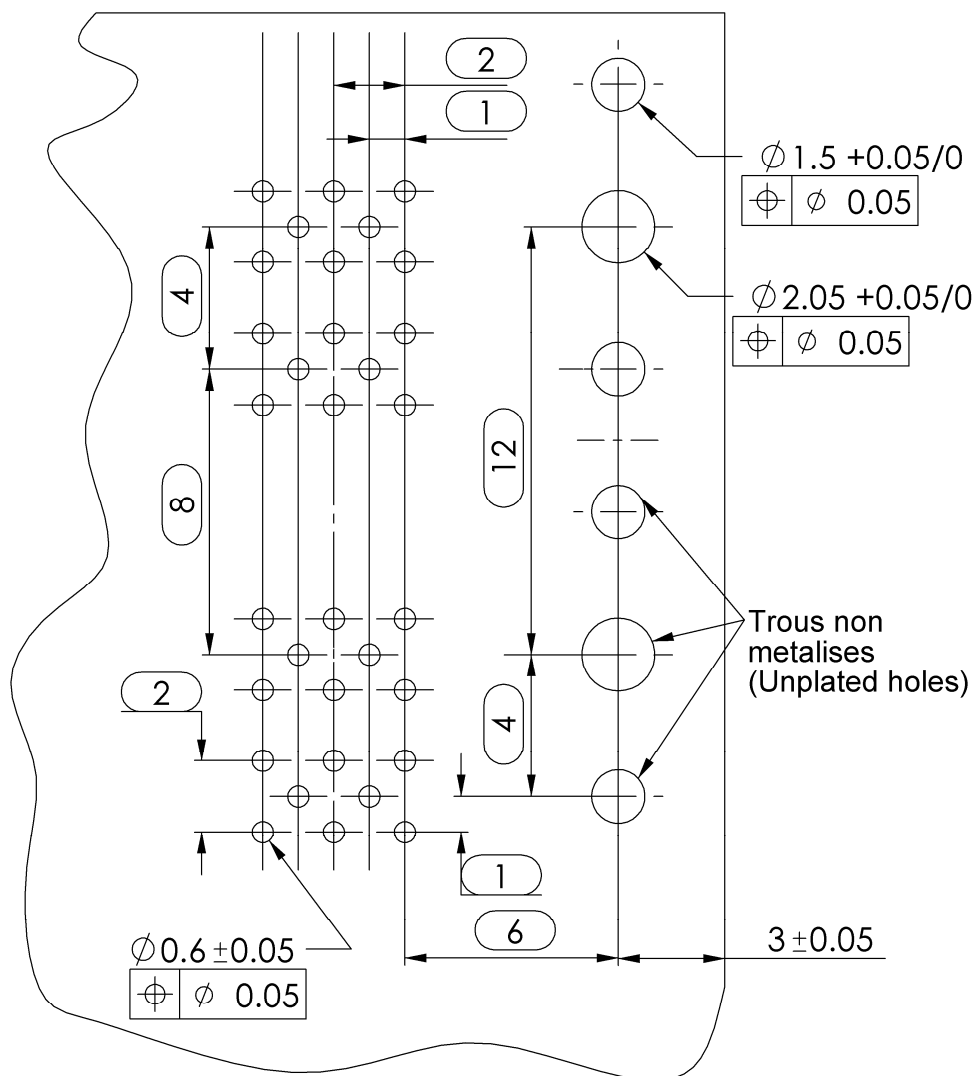
RADIAL 

MALE SHIELDED COAXIPACK 4 COAX

R694.281.254

SOLDER TYPE 3.5

Series : MCC2

**PERCAGE PANNEAU RECOMMANDE-FACE COMPOSANTS
RECOMMENDED P-C BOARD LAYOUT-COMPONENT SIDE**

Issue : 0918 A

In the effort to improve our products, we reserve the right to make changes judged to be necessary.

RADIAL R