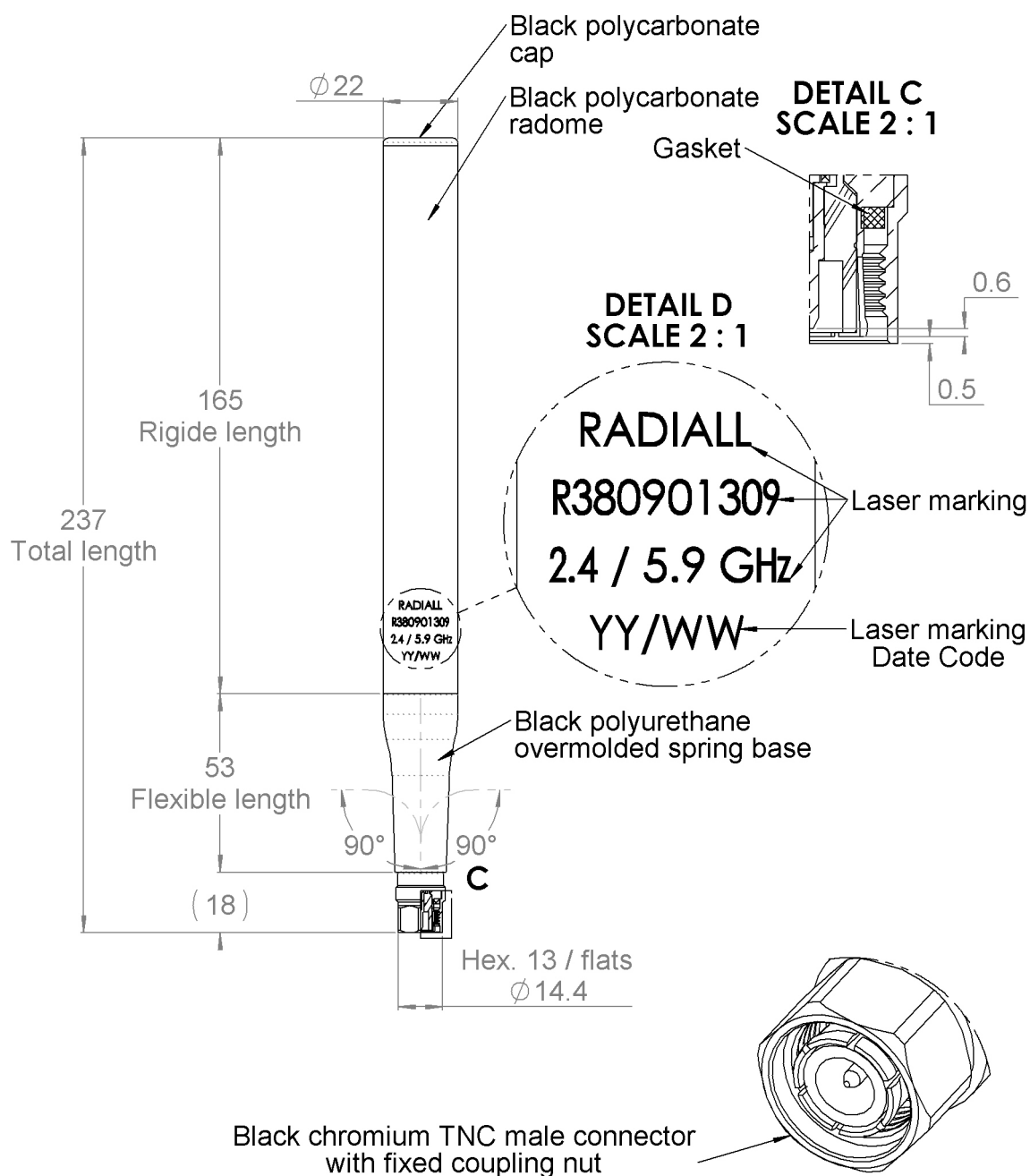


PAGE 1/4	ISSUE 04-06-25A	SERIES ANTENNA	PART NUMBER <b>R380901309</b>
----------	--------------------	-------------------	-------------------------------

**SCALE 1 : 2**



All dimensions are in mm. Tolerances according ISO 2768 m-H

PAGE 2/4	ISSUE <b>04-06-25A</b>	SERIES <b>ANTENNA</b>	PART NUMBER <b>R380901309</b>
----------	---------------------------	--------------------------	-------------------------------

## ELECTRICAL CHARACTERISTICS

Frequencies :	<b>2.4-2.5</b> <b>4.9-5.9</b>	GHz GHz
Nominal Impedance :	<b>50</b>	Ω
VSWR :	<b>2.5:1</b>	Typ.
Gain :	<b>1.5</b> <b>4.5</b>	dBi typ. dBi typ.
	2.4-2.5 GHz 4.9-5.9 GHz	
Radiation Pattern	<b>Omni-directional</b> <b>See patterns</b>	
	Horizontal Plane : Vertical Plane :	
Polarization :	<b>LINEAR VERTICAL</b>	
Power rating :	<b>20</b>	W CW
Connector type :	<b>TNC plug (Male)</b>	Fixed coupling nut

## MECHANICAL CHARACTERISTICS

Antenna Color :	<b>BLACK MATTE</b>
Antenna Radome Material :	<b>PC</b>
TNC connector tightening torque for locking:	<b>3.4</b> N.m max
Weight :	<b>125</b> g max
Overall length :	<b>237</b> mm
Antenna Diameter :	<b>22</b> mm
Antenna flexibility *:	<b>+/- 90°</b>

## ENVIRONMENTAL CHARACTERISTICS

Operating temperature :	<b>-40/+71</b> ° C
Storage temperature :	<b>-55/+85</b> ° C
Immersion (mated to radio)	<b>1m, for 1h</b>
Transit drops :	<b>26 drops / 1Kg</b>
<b>MIL-STD-810H Compliant</b>	

\* With good damping thanks to the elastomer overmolding.

PAGE 3/4	ISSUE 04-06-25A	SERIES ANTENNA	PART NUMBER R380901309
----------	--------------------	-------------------	------------------------

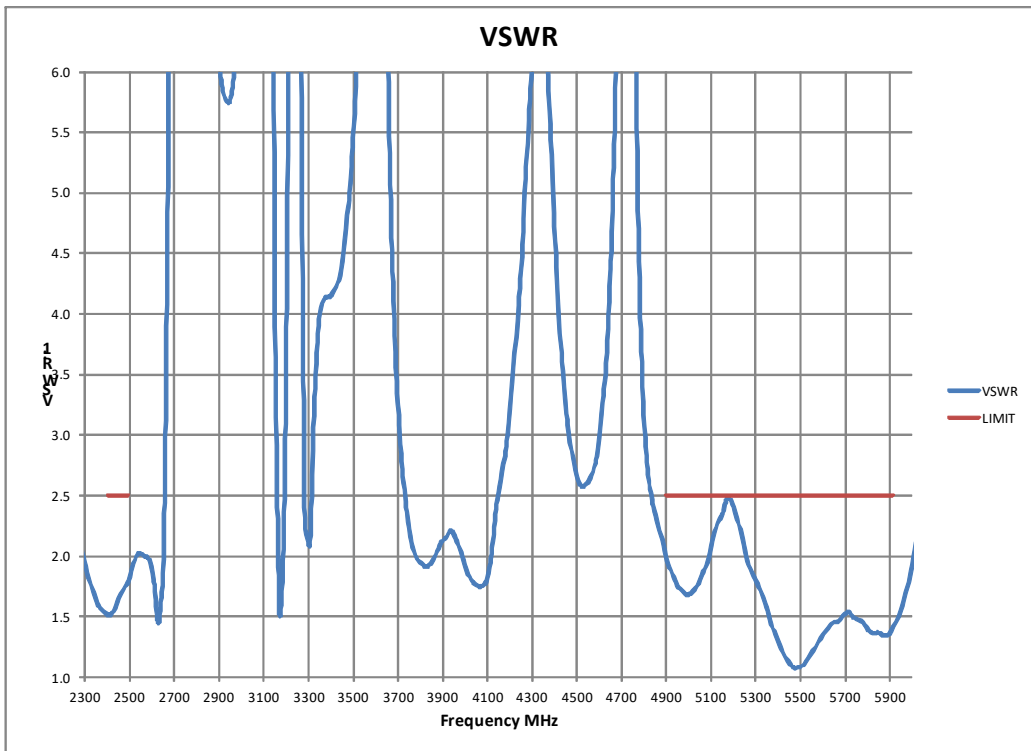


Figure 1: VSWR

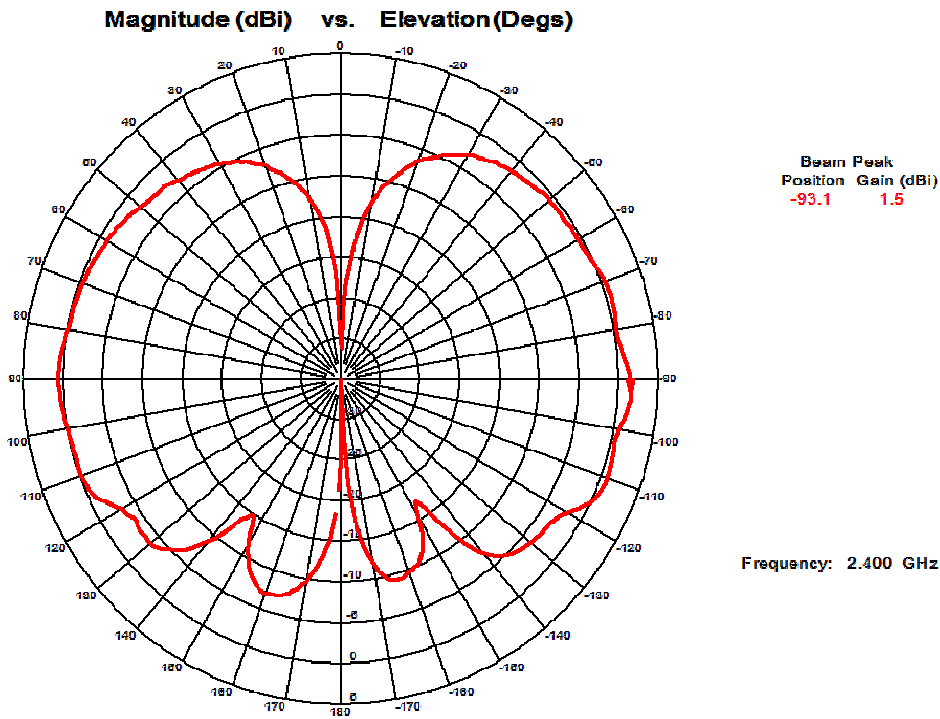


Figure 2: Vertical Radiation Pattern @ 2400 MHz

PAGE 4/4

ISSUE  
04-06-25A

SERIES  
ANTENNA

PART NUMBER R380901309

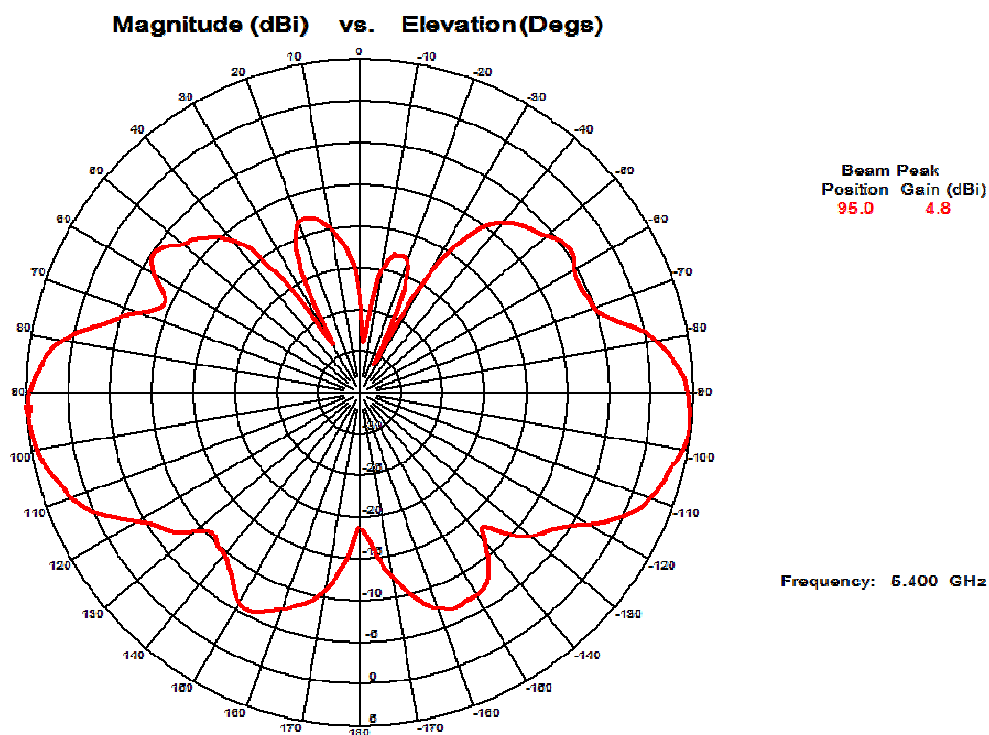


Figure 3: Vertical Radiation Pattern @ 5400 MHz