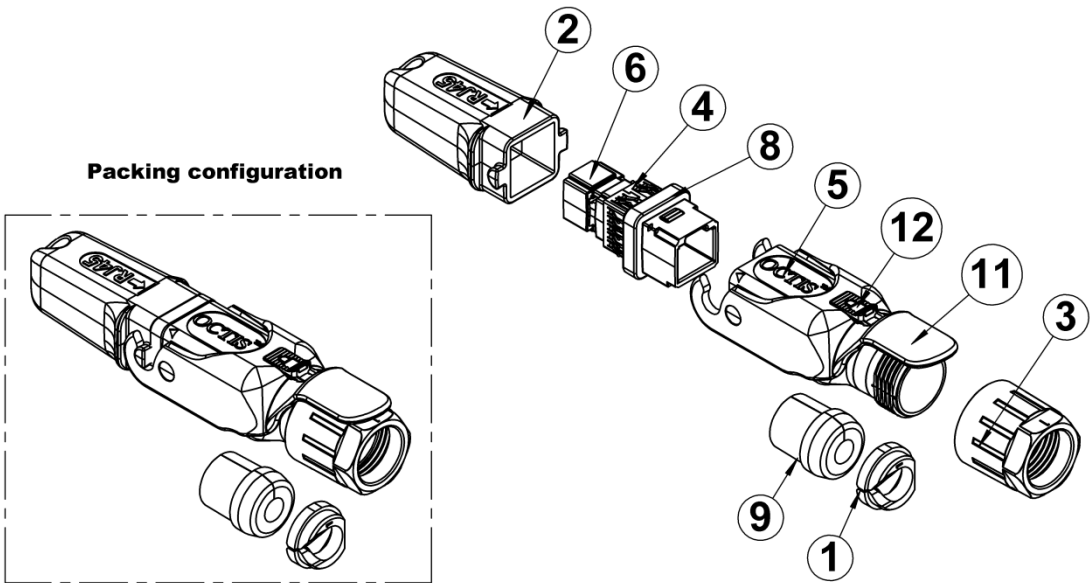
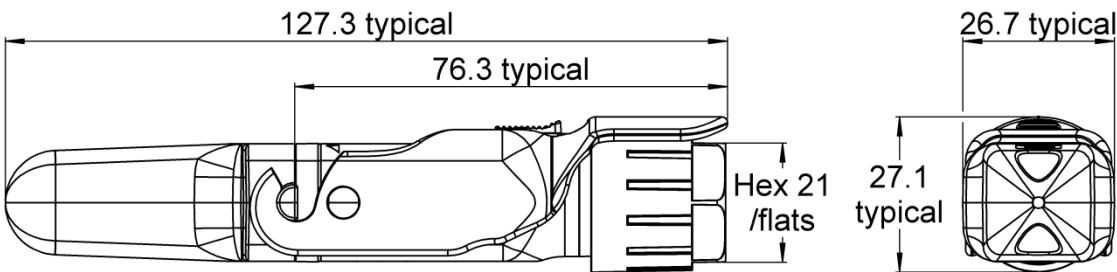


PAGE 1/3	ISSUE 27-09-23A	SERIES OCTIS	PART NUMBER OCTI217505
----------	-----------------	--------------	------------------------



All dimensions are in mm.

DESCRIPTION

REP	COMPONENT	MATERIALS	PLATING
1	Tightening Cone	PA	-
2	Plug Cap	PBT	-
3	Gland Nut	PBT	BLACK COLOR
4	Grounding Ring	STAINLESS STEEL	-
5	Housing	PBT	-
6	Holder	ZAMAK	PASSIVATED
8	Interface sealing gasket	SILICONE	-
9	Split rubber gland Ø7	SILICONE	-
11	Lever	IXEF	-
12	Locking button	PBT	-

PAGE 2/3

ISSUE 27-09-23A

SERIES OCTIS

PART NUMBER OCTI217505

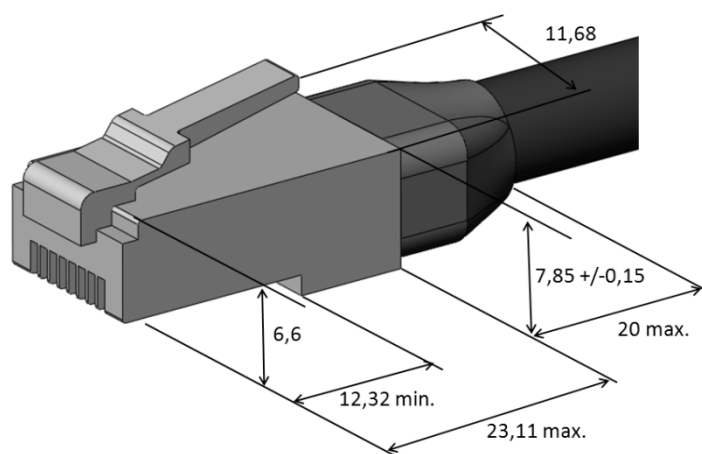
**GENERAL CHARACTERISTICS**

<b>Mechanical</b> Mating endurance (cycles) Axial Tensile load (N typical) Vibration Rear nut recom. coupling torque (N.cm) Weight (g)	- IEC 61300-2-4 GR 3108 - -	100 100 * Compliant 250 min. / 300 max. 62,3740
<b>Environmental</b> Protection class Operating temperature (°C) Storage temperature (°C) Humidity (damp heat) Salt Mist RoHS Flammability UVB Resist	IEC 60529 - - IEC 60068-2-78 IEC 61300-2-26 / ISO21207 method B - UL 94 ASTM G154 cycle 2	IP67 ** -40 / +85 -65 / +85 95%RH for 21 days 720h ** Compliant V0 1000h
<b>Others:</b> Equipment interface Cable assembly Packaging	- IEC 60603-7 -	For use with OCTIS™ panel interface or receptacle *** For use with Cable assemblies equipped with connectors complying to the RJ45 standard Unitary in plastic bag with assembly note.

\* Depending on cable characteristics

\*\* Mated condition

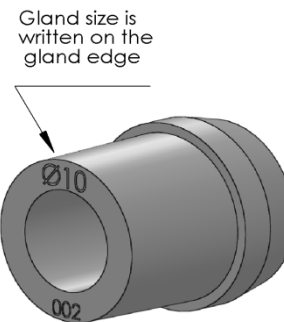
\*\*\* If the interface is to be die casted into the equipment panel, please contact Radiall for license conditions and interface definition

**RJ45 CONNECTOR COMPATIBILITY (IEC 60603-7)**


For more information about compatible RJ45 connectors, please contact Radiall

**RUBBER GLAND SELECTION CHART**

<b>ΦD*</b>	<b>Recommended gland size</b>
From 4.8 min to 5.8 Max	"6"
From 5.8 min to 6.8 Max	"7"
From 6.8 min to 7.8 Max	"8"
From 7.8 min to 8.8 Max	"9"
From 8.8 min to 9.8 Max	"10"
From 10.3 min to 11.3 Max	"11.5"



\*Cable diameter under the gland. If the cable has a sleeve, the diameter over the sleeve should be considered  
The tolerances of ΦD should be taken into account to make sure it is always within the specified range