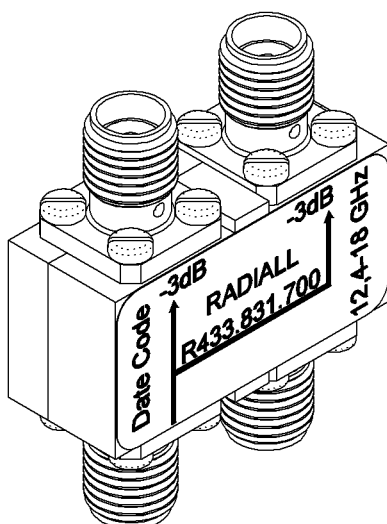
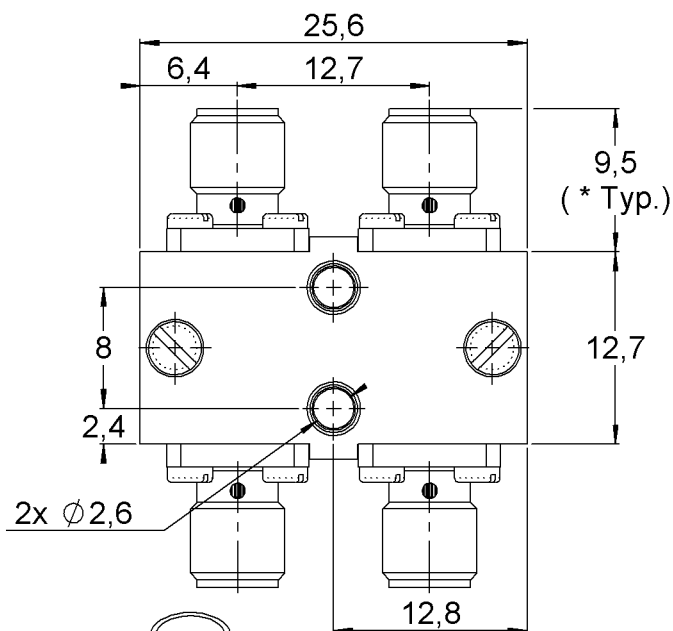
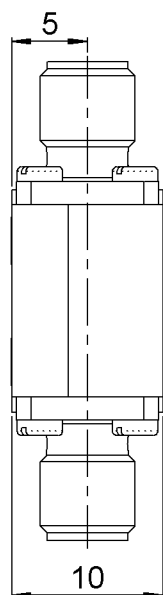


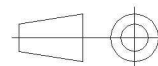
PAGE 1/2	ISSUE 25-04-24A	SERIES COUPLER	PART NUMBER R433831700
----------	--------------------	-------------------	-------------------------------

Scale 2 : 1



All dimensions are in mm. Tolerances according ISO 2768 c-K

Weight (±15%) **12,1700 g**
Specification



PAGE 2/2

ISSUE
25-04-24A

SERIES
COUPLER

PART NUMBER **R433831700**

ELECTRICAL CHARACTERISTICS

Frequency operating range :	12.4 – 18 GHz
Impedance :	50 Ω
VSWR :	1.40 max.
Nominal Coupling :	3 dB
Insertion Loss :	0.6 dB max.
Isolation :	16 dB mini
Amplitude Balance :	± 0.7 dB
Phase Balance :	90° $\pm 6^\circ$
Average Power at 25°C	30W
Peak Power at 25°C	3000W

MECHANICAL CHARACTERISTICS

Connector type :	SMA female per MIL-C 39012
------------------	----------------------------

ENVIRONMENTAL CHARACTERISTICS

Operating temperature :	-40°C / +100°C
Storage temperature :	-40°C / +100°C