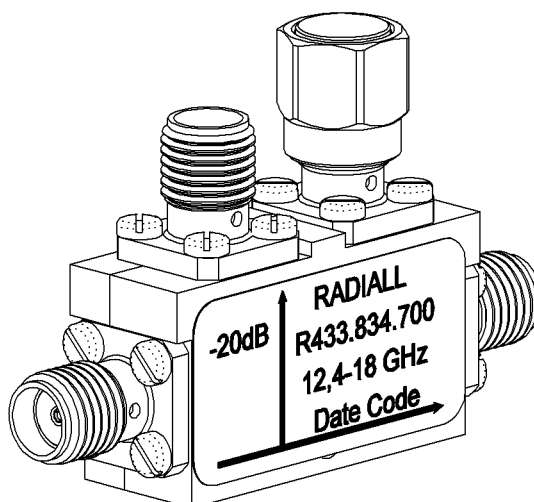
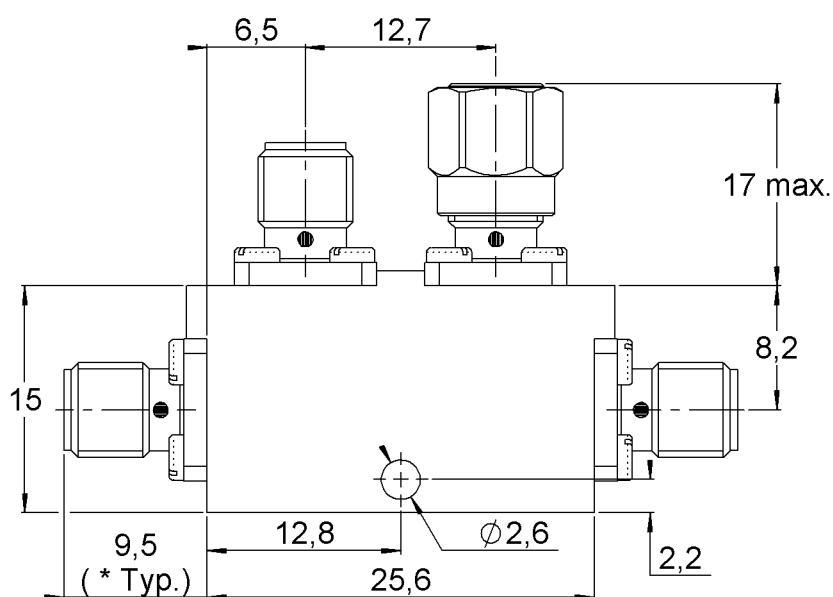


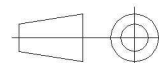
PAGE 1/2	ISSUE 25-04-24A	SERIES COUPLER	PART NUMBER R433834700
----------	--------------------	-------------------	-------------------------------

Scale 2 : 1



All dimensions are in mm. Tolerances according ISO 2768 c-K

Weight ($\pm 15\%$) **15,3400 g**
Specification



PAGE 2/2

ISSUE
25-04-24A

SERIES
COUPLER

PART NUMBER **R433834700**

ELECTRICAL CHARACTERISTICS

Frequency operating range :	12.4 – 18 GHz
Impedance :	50 Ω
VSWR : - Main Line	1.35 max.
- Coupled Line	1.35 max.
Nominal Coupling :	20 dB
Coupling Precision :	± 1 dB
Directivity :	15 dB mini
Insertion loss :	0.55 dB max.
Frequency Sensitivity :	± 0.5 dB
Average Power at 25°C	50W
Peak Power at 25°C	3000W

MECHANICAL CHARACTERISTICS

Connector type :	SMA female per MIL-C 39012
Coaxial Termination :	SMA, 50 Ω , 1W

ENVIRONMENTAL CHARACTERISTICS

Operating temperature :	-40°C / +100°C
Storage temperature :	-40°C / +100°C