

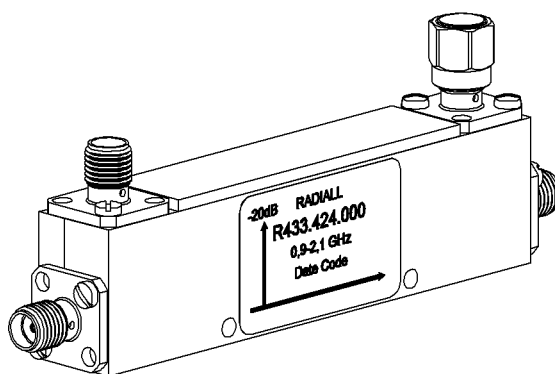
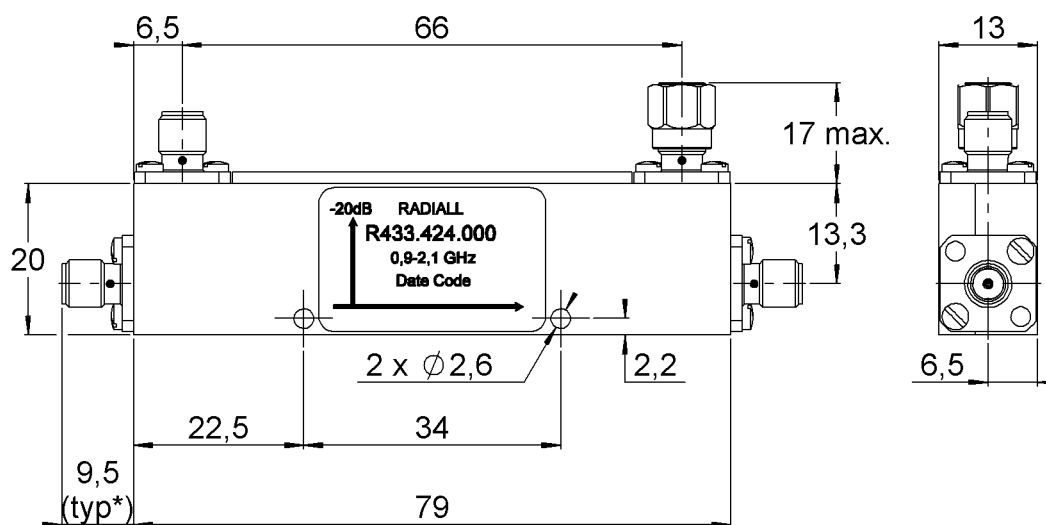
PAGE 1/2

ISSUE
22-04-24E

SERIES
COUPLER

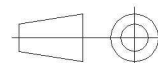
PART NUMBER **R433424000**

Scale 1 : 1



All dimensions are in mm. Tolerances according ISO 2768 c-K

Weight ($\pm 15\%$) **69,4800 g**
Specification



PAGE 2/2

ISSUE
22-04-24E

SERIES
COUPLER

PART NUMBER **R433424000**

ELECTRICAL CHARACTERISTICS

Frequency operating range :	0.9 – 2.1 GHz
Impedance :	50 Ω
VSWR : - Main Line	1.15 max.
- Coupled Line	1.15 max.
Nominal Coupling :	20 dB
Coupling Precision :	± 0.8 dB
Insertion Loss :	0.4 dB max.
Directivity :	22 dB mini
Frequency Sensitivity :	± 0.3 dB
Average Power at 25°C	50W
Peak Power at 25°C	3000W

MECHANICAL CHARACTERISTICS

Connector type :	SMA female per MIL-C 39012
Coaxial Termination :	SMA, 50 Ω , 1W

ENVIRONMENTAL CHARACTERISTICS

Operating temperature :	-25°C / +85°C
Storage temperature :	-40°C / +100°C