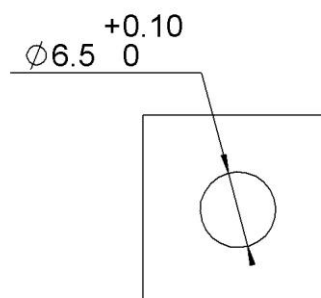
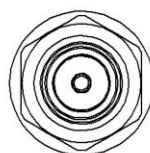
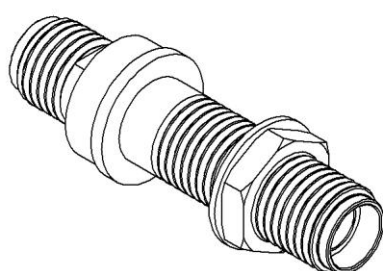
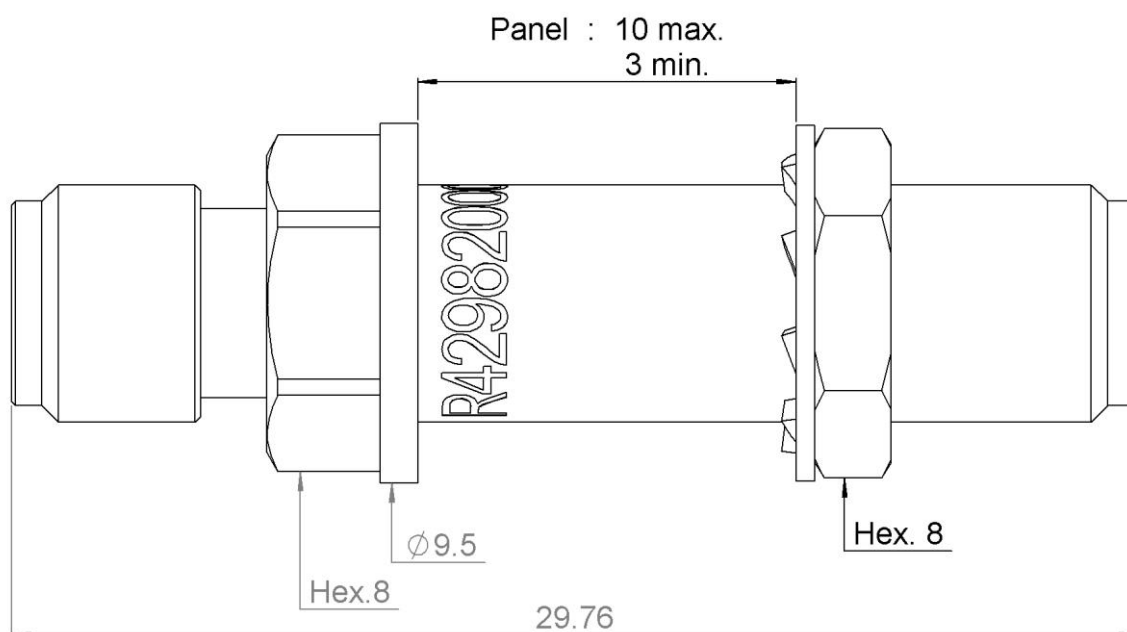
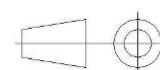


PAGE 1/2	ISSUE 15-03-24A	SERIES ATTENUATOR	PART NUMBER R429820000
----------	--------------------	----------------------	-------------------------------



Panel cutout
Panel thickness : 10 max.
3 min.

All dimensions are in mm. Tolerances according ISO 2768 c-K



COMPONENTS	MATERIALS	PLATING (µm)
Body	BRASS.	BBR
Male center contact		
Female center contact	BERYLIUM COPPER	GOLD OVER NICKEL
Outer contact		
Insulator	PTFE	
Gasket	SILICONE RUBBER	
Substrate	ALUMINIUM NITRIDE	
Resistor	THIN FILM	
Others parts		

PAGE 2/2

ISSUE
15-03-24A

SERIES
ATTENUATOR

PART NUMBER **R429820000**

ELECTRICAL CHARACTERISTICS

Frequency (GHz)	DC - 8	8 - 12.4	12.4 - 18
V.S.W.R (\leq)	1.2	1.25	1.35
Deviation(\pm dB)	0.6	0.6	0.6

Operating Frequency Range	DC - 18	GHz
Impedance	50	Ω
Nominal Attenuation	20	dB
Peak power at 25°C (1 μ s, 1%)	100	W
Average power at 25°C	2	W (Free Air Cooled)
		W (Conduction Cooled)

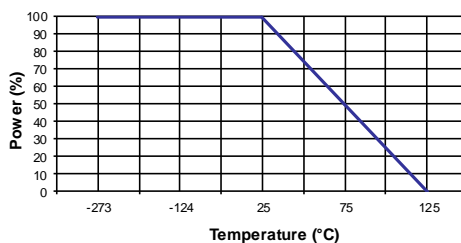
MECHANICAL CHARACTERISTICS

Connectors	SMA	Female Female	MIL C39012
Weight (\pm 15%)	6,7000	g	

ENVIRONMENTAL CHARACTERISTICS

Operating temperature range	0.01/400	K
Storage temperature range	-55/125	°C

Power derating Versus temperature



SPECIFICATION

OTHER CHARACTERISTICS