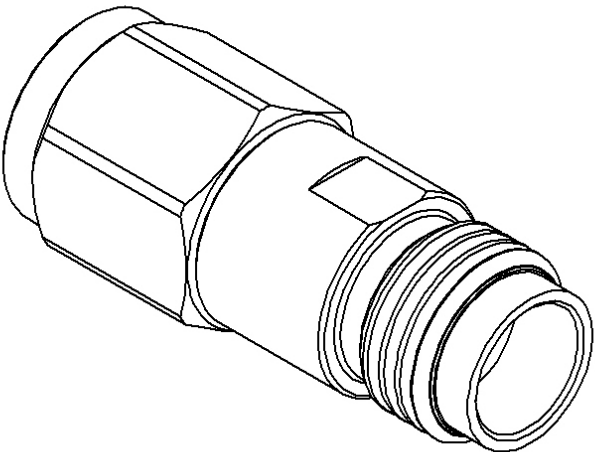
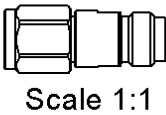
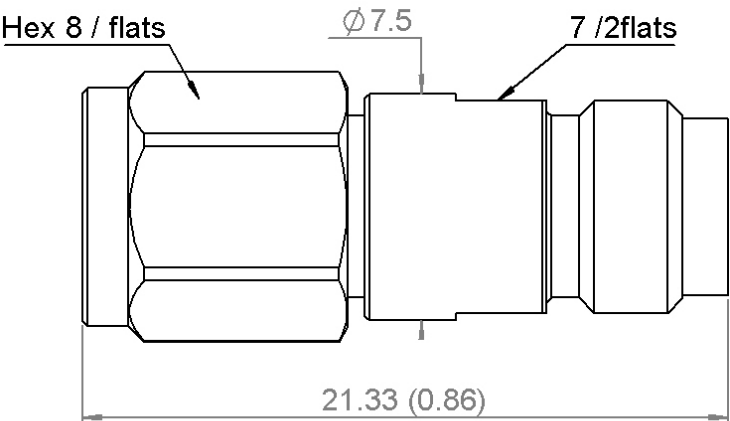
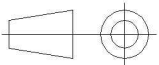


PAGE 1/2	ISSUE 20-09-23A	SERIES ATTENUATOR	PART NUMBER R413V10000
----------	--------------------	----------------------	------------------------



All dimensions are in mm. Tolerances according ISO 2768 c-K



COMPONENTS	MATERIALS	PLATING (µm)
Body	STAINLESS STEEL	PASSIVATED
Male center contact	BERYLLIUM COPPER	GOLD OVER NICKEL
Female center contact	BERYLLIUM COPPER	GOLD OVER NICKEL
Outer contact	STAINLESS STEEL	PASSIVATED
Insulator	PEEK	
Gasket		
Substrate	ALUMINA CERAMIC	
Resistor	THIN FILM	
Others parts		-

PAGE 2/2

ISSUE
20-09-23A

SERIES
ATTENUATOR

PART NUMBER **R413V10000**

ELECTRICAL CHARACTERISTICS

Frequency (GHz)	DC-26.5	26.5-40	40-50	50-67
V.S.W.R (\leq)	1.3	1.5	1.65	1.75
Deviation(\pm dB)	0.4	0.7	0.7	1

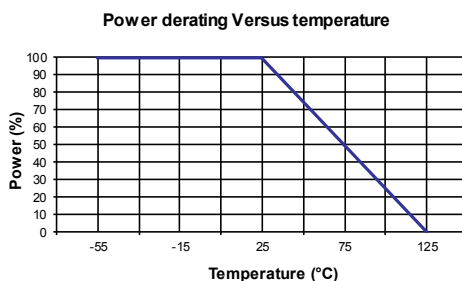
Operating Frequency Range	DC-67GHZ	GHz
Impedance	50	Ω
Nominal Attenuation	10	dB
Peak power at 25°C (1 μ s, 1%)	50	W
Average power at 25°C	1	W (Free Air Cooled)
		W (Conduction Cooled)

MECHANICAL CHARACTERISTICS

Connectors	1.85MM	Male Female	MIL C39012
Weight (\pm 15%)	6,7700	g	

ENVIRONMENTAL CHARACTERISTICS

Operating temperature range	-55/+125	°C
Storage temperature range	-55/+125	°C



SPECIFICATION

OTHER CHARACTERISTICS