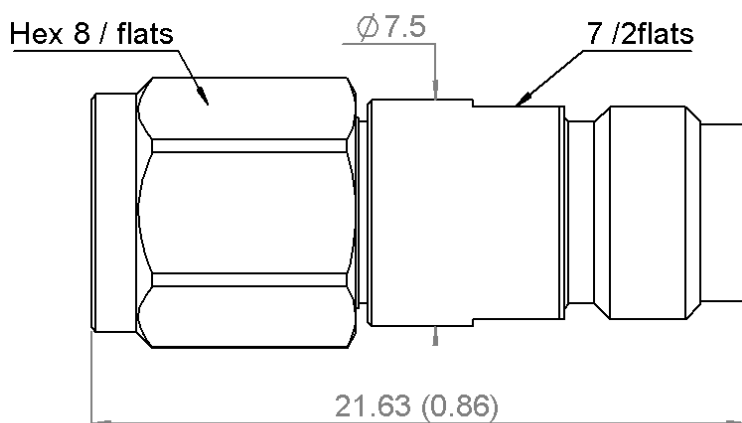
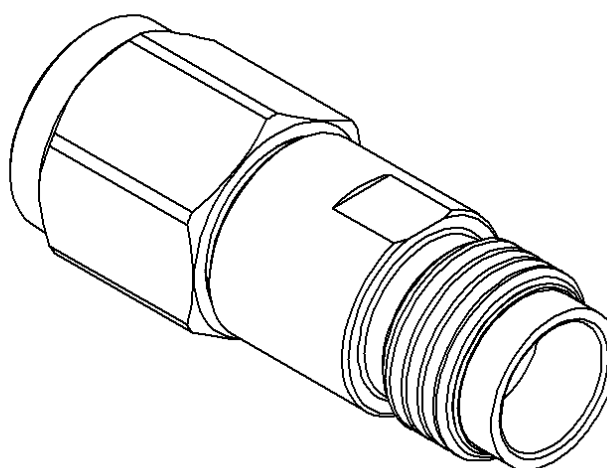


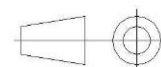
PAGE 1/2	ISSUE 19-03-18A	SERIES ATTENUATOR	PART NUMBER R413N10000
----------	-----------------	----------------------	------------------------



Scale 1:1



All dimensions are in mm. Tolerances according ISO 2768 m-H



COMPONENTS	MATERIALS	PLATING (µm)
Body	STAINLESS STEEL	PASSIVATED
Male center contact	BERYLLIUM COPPER	GOLD OVER NICKEL
Female center contact	BERYLLIUM COPPER	GOLD OVER NICKEL
Outer contact	STAINLESS STEEL	
Insulator	PEEK	
Gasket		
Substrate	ALUMINA CERAMIC	
Resistor		
Others parts		

PAGE 2/2

ISSUE 19-03-18A

SERIES
ATTENUATOR

PART NUMBER R413N10000

ELECTRICAL CHARACTERISTICS

Frequency (GHz)	DC-26.5	26.5-40	40-50	50-53
V.S.W.R (\leq)	1.3	1.5	1.65	1.75
Deviation(\pm dB)	0.4	0.7	0.7	1

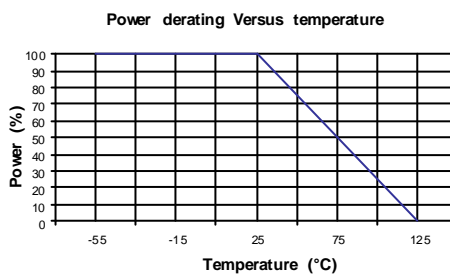
Operating Frequency Range	DC-50	GHz
Impedance	50	Ω
Nominal Attenuation	10	dB
Peak power at 25°C (1 μ s, 1%)	50	W
Average power at 25°C	1	W (Free Air Cooled)
		W (Conduction Cooled)

MECHANICAL CHARACTERISTICS

Connectors	2.4MM	Male Female	MIL-C 39012
Weight	5,1600	g	

ENVIRONMENTAL CHARACTERISTICS

Operating temperature range	-55/+125 °C
Storage temperature range	-55/+125 °C



SPECIFICATION

OTHER CHARACTERISTICS