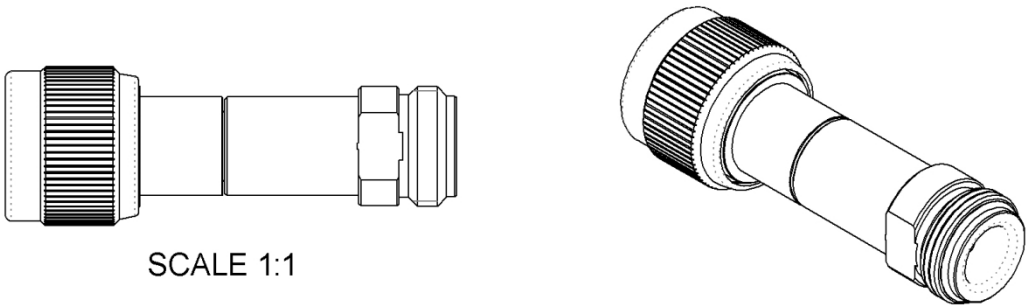
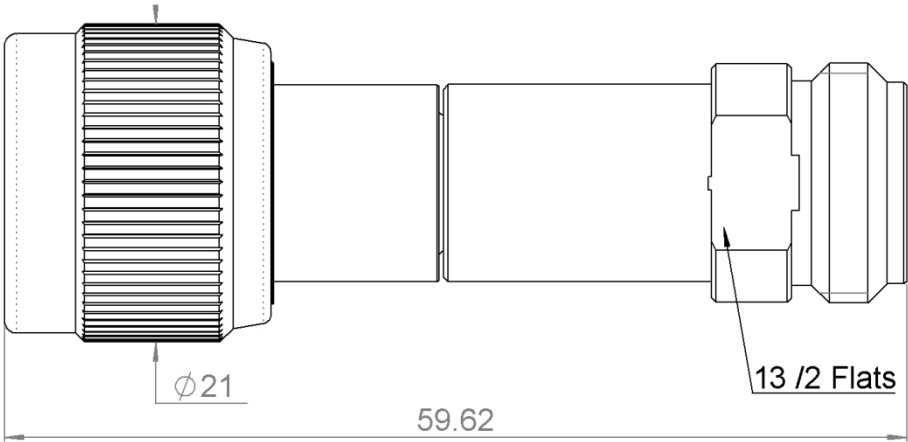
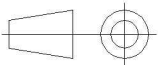


PAGE 1/2	ISSUE 28-03-24F	SERIES ATTENUATOR	PART NUMBER R412740000
----------	--------------------	----------------------	------------------------



All dimensions are in mm. Tolerances according ISO 2768 c-K



COMPONENTS	MATERIALS	PLATING (μm)
Body	BRASS	NICKEL 5
Male center contact	BERYLLIUM COPPER	GOLD 2.5 OVER NICKEL 1
Female center contact	BERYLLIUM COPPER	GOLD 2.5 OVER NICKEL 1
Outer contact	BRASS	NICKEL 2
Insulator	PTFE	
Gasket	SILICONE RUBBER	
Substrate	ALUMINA	
Resistor	THIN FILM	
Others parts		

PAGE 2/2

ISSUE
28-03-24F

SERIES
ATTENUATOR

PART NUMBER **R412740000**

ELECTRICAL CHARACTERISTICS

Frequency (GHz)	DC - 2
V.S.W.R (\leq)	1.15
Deviation(\pm dB)	0.80

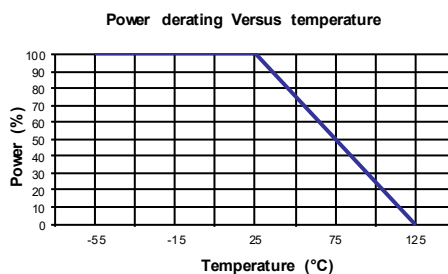
Operating Frequency Range	DC - 2	GHz
Impedance	50	Ω
Nominal Attenuation	40	dB
Peak power at 25°C (1 μ s, 1%)	100	W
Average power at 25°C	2	W (Free Air Cooled)
		W (Conduction Cooled)

MECHANICAL CHARACTERISTICS

Connectors	N	Male Female	MIL-C 39012
Weight (\pm 15%)	71,3815	g	

ENVIRONMENTAL CHARACTERISTICS

Operating temperature range	-55 /+125	°C
Storage temperature range	-55 /+125	°C



SPECIFICATION

OTHER CHARACTERISTICS