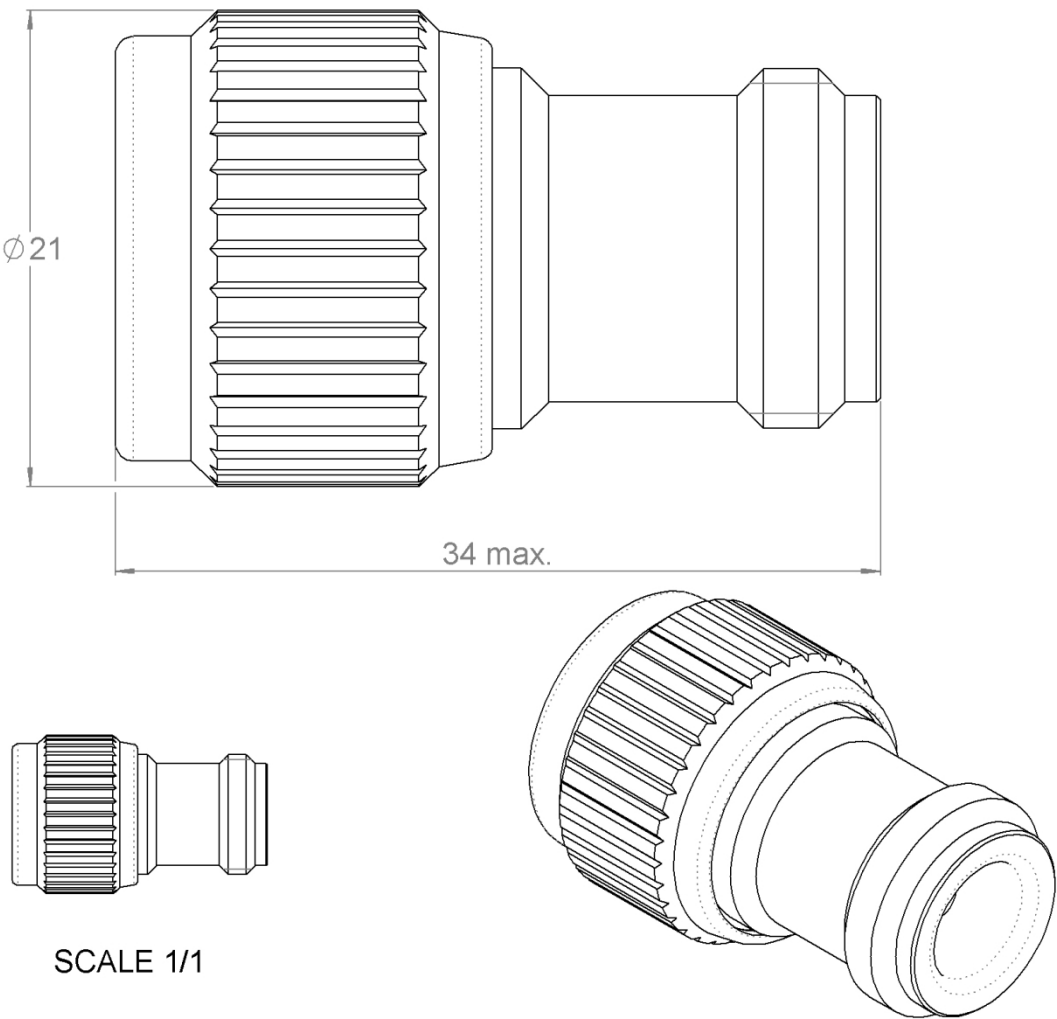
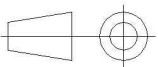


PAGE 1/2	ISSUE 18-07-24B	SERIES ATTENUATOR	PART NUMBER R412720124
----------	--------------------	----------------------	------------------------



All dimensions are in mm. Tolerances according ISO 2768 c-K



COMPONENTS	MATERIALS	PLATING (μm)
Body	<b>BRASS</b>	<b>NICKEL 2</b>
Male center contact	<b>BRASS</b>	<b>GOLD 1 OVER NICKEL 2</b>
Female center contact	<b>BERYLLIUM COPPER</b>	<b>GOLD 1 OVER NICKEL 2</b>
Outer contact		
Insulator	<b>PTFE</b>	
Gasket	<b>SILICONE RUBBER</b>	
Substrate	<b>ALUMINA</b>	
Resistor	<b>THICK FILM</b>	
Others parts		

PAGE 2/2

 ISSUE  
**18-07-24B**

 SERIES  
**ATTENUATOR**

 PART NUMBER **R412720124**

### ELECTRICAL CHARACTERISTICS

Frequency (GHz)	<b>DC - 2</b>	<b>2 - 6</b>
V.S.W.R ( $\leq$ )	<b>1.20</b>	<b>1.30</b>
Deviation( $\pm$ dB)	<b>0.70</b>	<b>1.00</b>

Operating Frequency Range	<b>DC - 6</b>	GHz
Impedance	<b>50</b>	$\Omega$
Nominal Attenuation	<b>20</b>	dB
Peak power at 25°C (1 $\mu$ s, 1%)	<b>100</b>	W
Average power at 25°C	<b>1</b>	W (Free Air Cooled)
		W (Conduction Cooled)

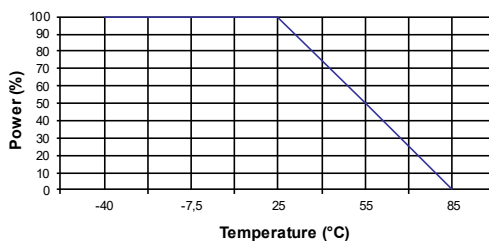
### MECHANICAL CHARACTERISTICS

Connectors	<b>N</b>	<b>Male Female</b>	<b>MIL-C 39012</b>
Weight ( $\pm$ 15%)	<b>42,6464</b>	g	

### ENVIRONMENTAL CHARACTERISTICS

Operating temperature range	<b>-40 / +85</b>	°C
Storage temperature range	<b>-40 / +85</b>	°C

**Power derating Versus temperature**



### SPECIFICATION

### OTHER CHARACTERISTICS