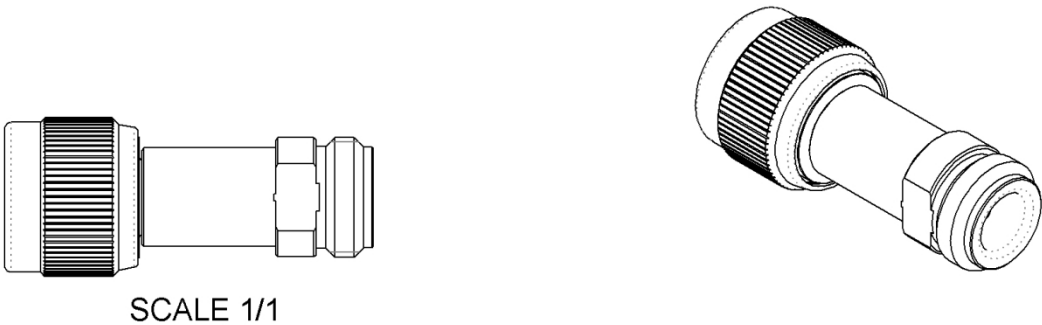
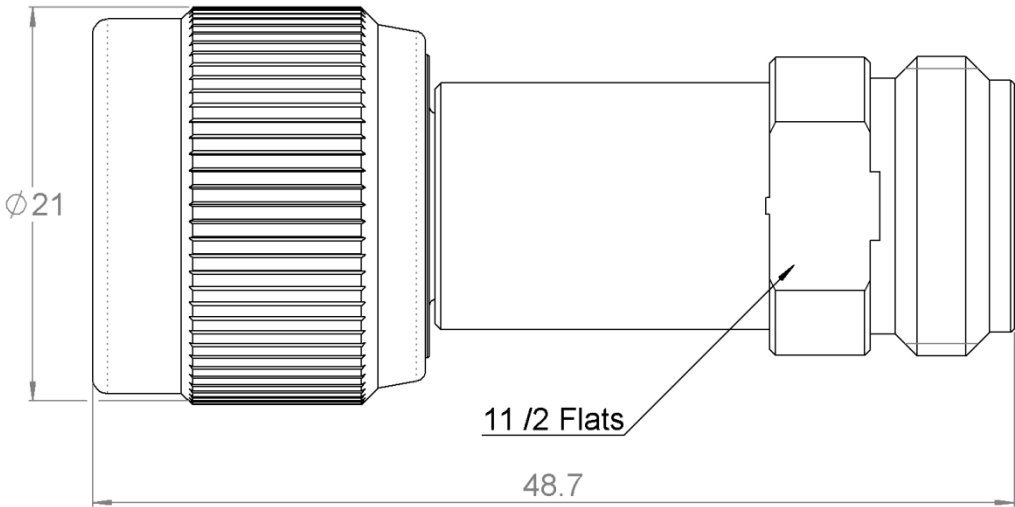
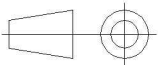


PAGE 1/2	ISSUE 20-09-23C	SERIES ATTENUATOR	PART NUMBER <b>R412715000</b>
----------	--------------------	----------------------	-------------------------------



All dimensions are in mm. Tolerances according ISO 2768 c-K



COMPONENTS	MATERIALS	PLATING (μm)
Body	<b>BRASS</b>	<b>NICKEL 5</b>
Male center contact	<b>BERYLLIUM COPPER</b>	<b>GOLD 2.5 OVER NICKEL 1</b>
Female center contact	<b>BERYLLIUM COPPER</b>	<b>GOLD 2.5 OVER NICKEL 1</b>
Outer contact	<b>BRASS</b>	<b>NICKEL 2</b>
Insulator	<b>PTFE</b>	
Gasket	<b>SILICONE RUBBER</b>	
Substrate	<b>ALUMINA</b>	
Resistor	<b>THIN FILM</b>	
Others parts		

PAGE 2/2

ISSUE  
20-09-23C

SERIES  
ATTENUATOR

PART NUMBER **R412715000**

## ELECTRICAL CHARACTERISTICS

Frequency (GHz)	<b>DC - 2</b>
V.S.W.R ( $\leq$ )	<b>1.15</b>
Deviation( $\pm$ dB)	<b>0.35</b>

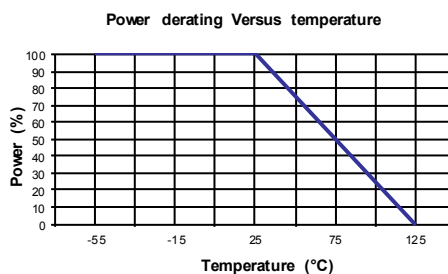
Operating Frequency Range	<b>DC - 2</b>	GHz
Impedance	<b>50</b>	$\Omega$
Nominal Attenuation	<b>15</b>	dB
Peak power at 25°C (1 $\mu$ s, 1%)	<b>100</b>	W
Average power at 25°C	<b>2</b>	W (Free Air Cooled)
		W (Conduction Cooled)

## MECHANICAL CHARACTERISTICS

Connectors	<b>N</b>	<b>Male Female</b>	<b>MIL-C 39012</b>
Weight ( $\pm$ 15%)	<b>59,7687</b>	g	

## ENVIRONMENTAL CHARACTERISTICS

Operating temperature range	<b>-55 /+125</b>	°C
Storage temperature range	<b>-55 /+125</b>	°C



## SPECIFICATION

## OTHER CHARACTERISTICS