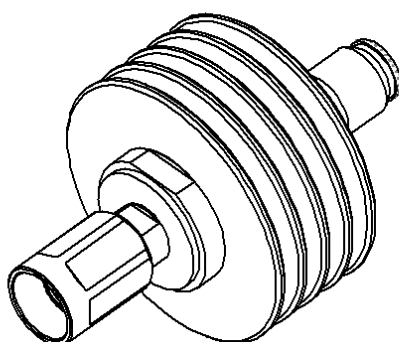
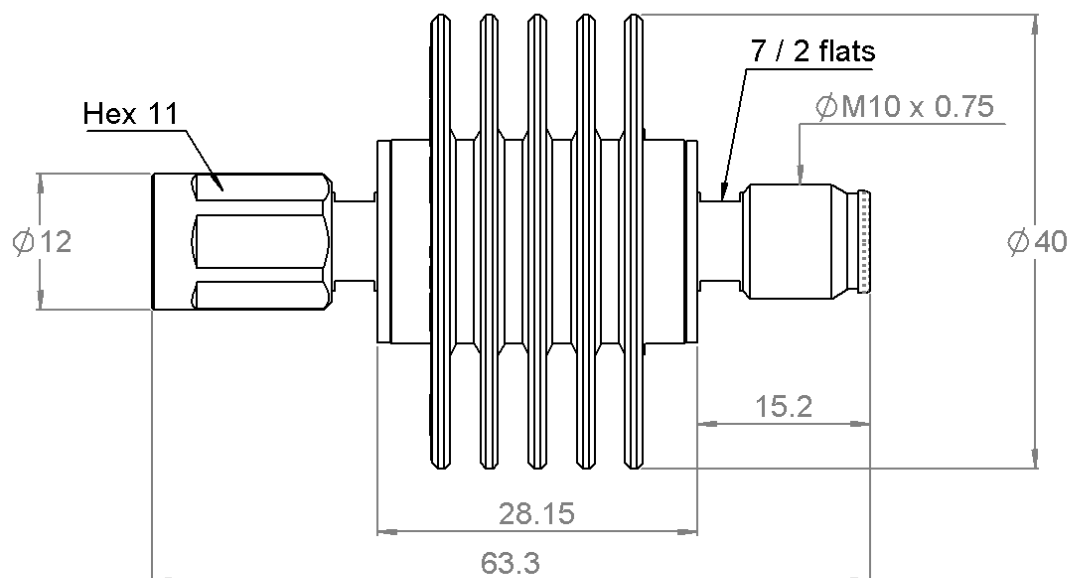
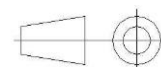


PAGE 1/2	ISSUE 11-09-18A	SERIES ATTENUATOR	PART NUMBER R415820000
----------	-----------------	----------------------	-------------------------------



All dimensions are in mm. Tolerances according ISO 2768 m-H



COMPONENTS	MATERIALS	PLATING (µm)
Body	BRASS	NICKEL
Male center contact	BERYLLIUM COPPER	GOLD 0.5 OVER NICKEL 2
Female center contact	BERYLLIUM COPPER	GOLD 0.5 OVER NICKEL 2
Outer contact	BERYLLIUM COPPER	SILVER .
Insulator	PTFE	
Gasket	SILICONE RUBBER	
Substrate	ALUMINIUM NITRIDE	
Resistor	THIN FILM	
Others parts	ALUMINIUM	BLACK ANODIZATION

PAGE 2/2	ISSUE 11-09-18A	SERIES ATTENUATOR	PART NUMBER R415820000
----------	-----------------	----------------------	-------------------------------

ELECTRICAL CHARACTERISTICS

Frequency (GHz)	DC - 6
V.S.W.R (\leq)	1.15
Deviation(\pm dB)	0.50

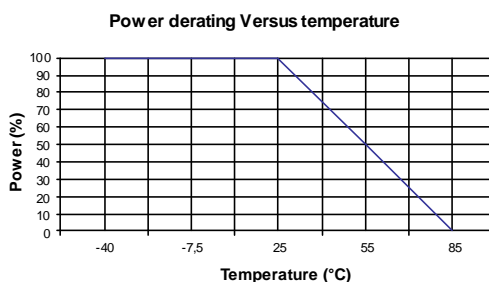
Operating Frequency Range	DC - 6	GHz
Impedance	50	Ω
Nominal Attenuation	20	dB
Peak power at 25°C (1 μ s, 1%)	250	W
Average power at 25°C	15	W (Free Air Cooled)
		W (Conduction Cooled)

MECHANICAL CHARACTERISTICS

Connectors	NEX10	Male Female	
Weight	68,6900	g	

ENVIRONMENTAL CHARACTERISTICS

Operating temperature range	-40/+85	°C
Storage temperature range	-40/+85	°C



SPECIFICATION

OTHER CHARACTERISTICS

IP 67 when mated with suitable