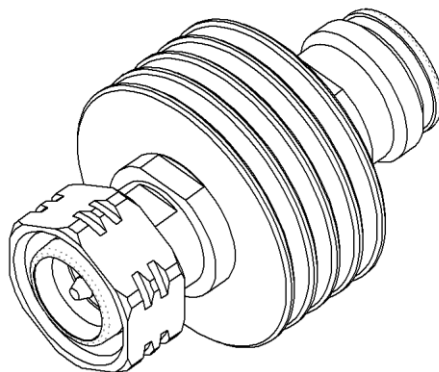
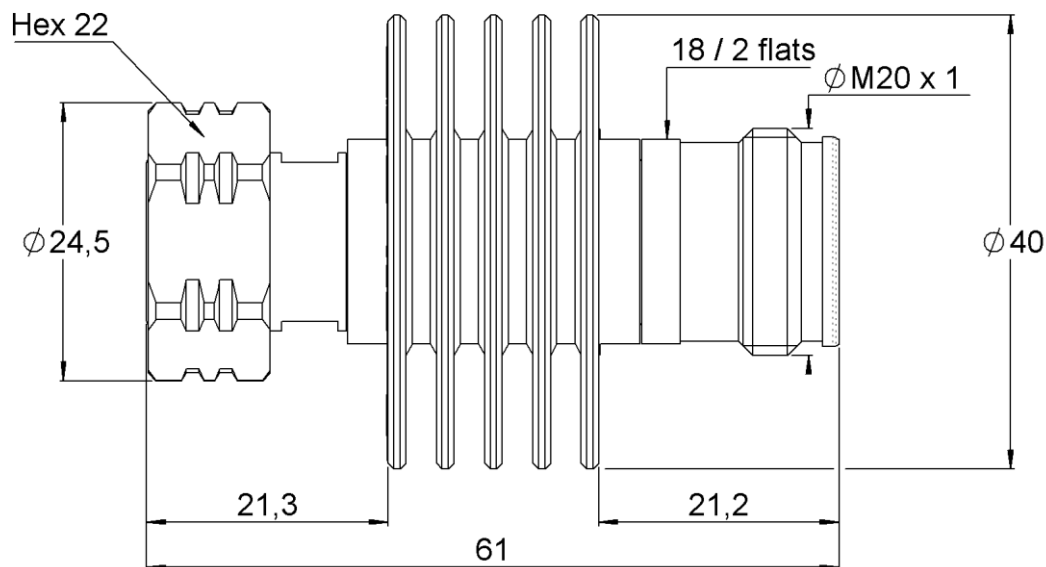
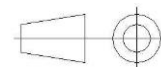


PAGE 1/2	ISSUE 14-02-17B	SERIES ATTENUATOR	PART NUMBER R415610000
----------	-----------------	----------------------	------------------------



All dimensions are in mm.



COMPONENTS	MATERIALS	PLATING (µm)
Body	BRASS	NICKEL 5
Male center contact	BERYLLIUM COPPER	GOLD 0.5 OVER NICKEL 2
Female center contact	BERYLLIUM COPPER	GOLD 0.5 OVER NICKEL 2
Outer contact	BERYLLIUM COPPER	SILVER 5
Insulator	PTFE	
Gasket	EPDM	
Substrate	ALUMINIUM NITRIDE	
Resistor	THIN FILM	
Others parts	ALUMINIUM	BLACK ANODIZATION

PAGE 2/2	ISSUE 14-02-17B	SERIES ATTENUATOR	PART NUMBER R415610000
----------	-----------------	----------------------	------------------------

ELECTRICAL CHARACTERISTICS

Frequency (GHz)	DC - 6
V.S.W.R (\leq)	1.15
Deviation(\pm dB)	0.30

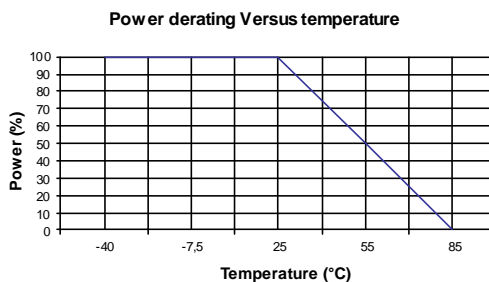
Operating Frequency Range	DC - 6	GHz
Impedance	50	Ω
Nominal Attenuation	10	dB
Peak power at 25°C (1 μ s, 1%)	250	W
Average power at 25°C	15	W (Free Air Cooled)
		W (Conduction Cooled)

MECHANICAL CHARACTERISTICS

Connectors	4.3-10	Male Female	IEC 60169-54
Weight	97,8400	g	

ENVIRONMENTAL CHARACTERISTICS

Operating temperature range	-40/+85 °C
Storage temperature range	-40/+85 °C



SPECIFICATION

OTHER CHARACTERISTICS

IP 65 when mated with suitable connector