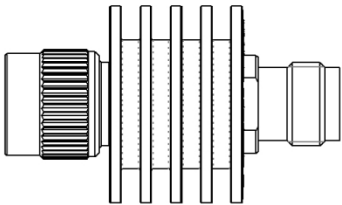
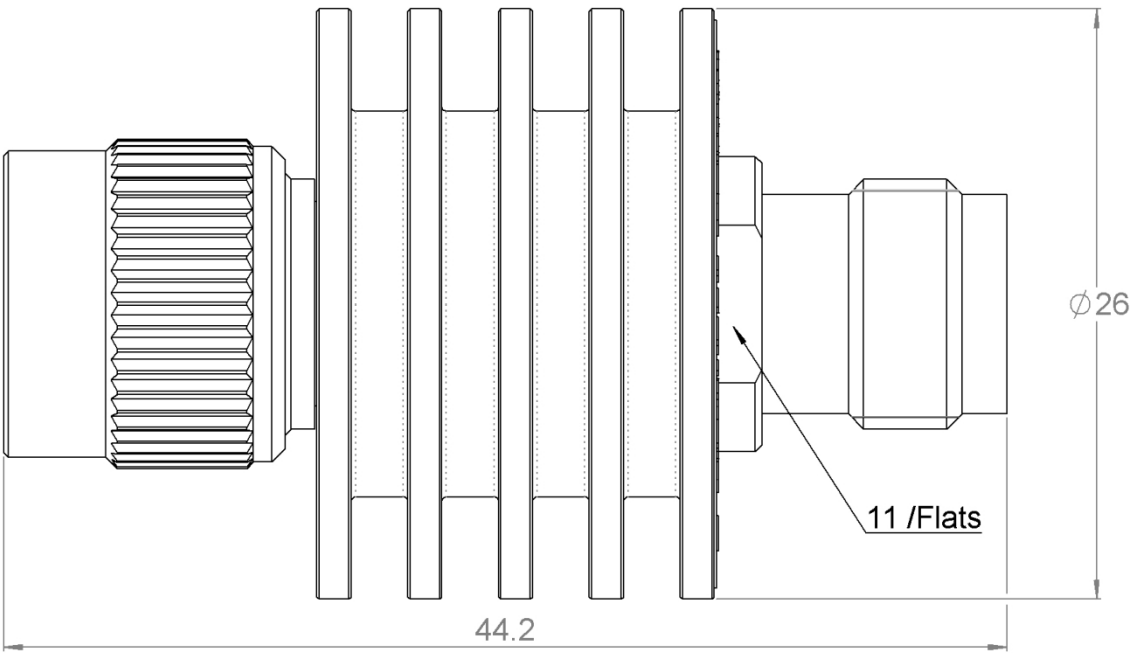


PAGE 1/2


ISSUE
30-08-23A

SERIES
ATTENUATOR

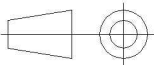
PART NUMBER R415510000



SCALE 1:1



All dimensions are in mm. Tolerances according ISO 2768 c-K



COMPONENTS	MATERIALS	PLATING (μm)
Body	BRASS	NICKEL 3
Male center contact	BRASS	GOLD 2.5 OVER NICKEL 1
Female center contact	BERYLLIUM COPPER	GOLD 2.5 OVER NICKEL 1
Outer contact		
Insulator	PTFE	
Gasket	SILICONE RUBBER	
Substrate	ALUMINIUM NITRIDE	
Resistor	THIN FILM	
Others parts	ALUMINIUM	BLACK ANODIZATION

PAGE 2/2

ISSUE
30-08-23A

SERIES
ATTENUATOR

PART NUMBER **R415510000**

ELECTRICAL CHARACTERISTICS

Frequency (GHz)	DC - 4	4 - 8
V.S.W.R (\leq)	1.15	1.35
Deviation(\pm dB)	0.30	0.30

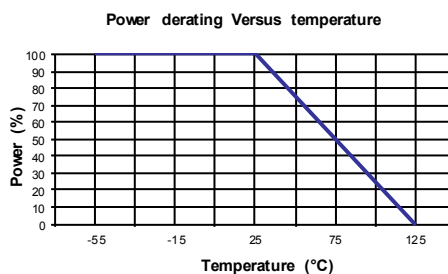
Operating Frequency Range	DC - 8	GHz
Impedance	50	Ω
Nominal Attenuation	10	dB
Peak power at 25°C (1 μ s, 1%)	250	W
Average power at 25°C	10	W (Free Air Cooled)
		W (Conduction Cooled)

MECHANICAL CHARACTERISTICS

Connectors	TNC	Male Female	MIL-C 39012
Weight (\pm 15%)	41,6446	g	

ENVIRONMENTAL CHARACTERISTICS

Operating temperature range	-55 /+125	°C
Storage temperature range	-55 /+125	°C



SPECIFICATION

OTHER CHARACTERISTICS