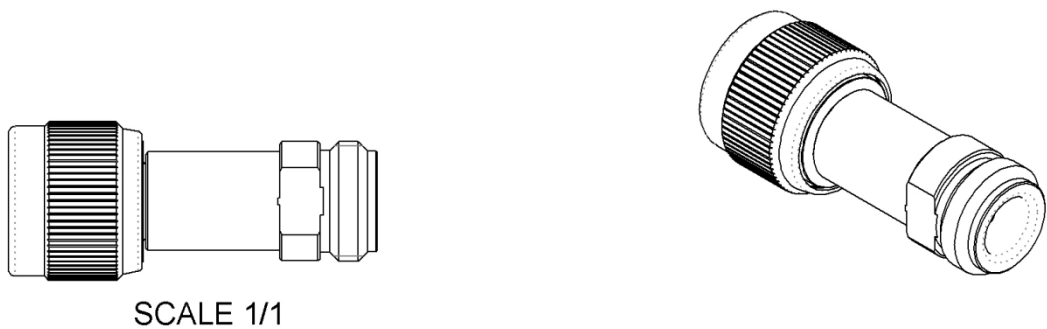
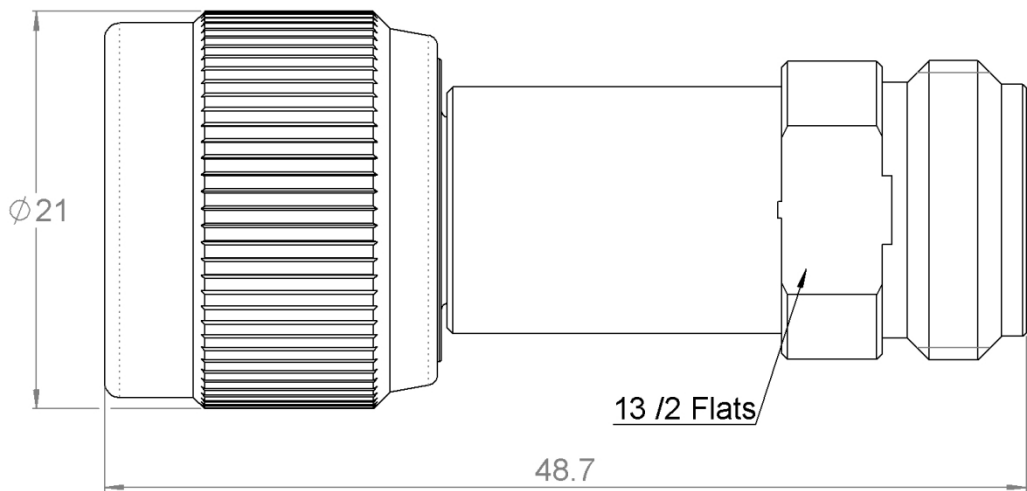
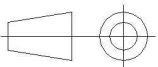


PAGE 1/2	ISSUE 28-03-24C	SERIES ATTENUATOR	PART NUMBER R414700000
----------	--------------------	----------------------	------------------------



All dimensions are in mm. Tolerances according ISO 2768 c-K



COMPONENTS	MATERIALS	PLATING (μm)
Body	BRASS	NICKEL 5
Male center contact	BERYLLIUM COPPER	GOLD 2.5 OVER NICKEL 1
Female center contact	BERYLLIUM COPPER	GOLD 2.5 OVER NICKEL 1
Outer contact	BRASS	NICKEL 5
Insulator	PTFE	
Gasket	SILICONE RUBBER	
Substrate	ALUMINA	
Resistor	THIN FILM	
Others parts		

PAGE 2/2

 ISSUE  
**28-03-24C**

 SERIES  
**ATTENUATOR**

 PART NUMBER **R414700000**

### ELECTRICAL CHARACTERISTICS

Frequency (GHz)	<b>DC - 4</b>	<b>4 - 8</b>	<b>8 - 12.4</b>
V.S.W.R ( $\leq$ )	<b>1.20</b>	<b>1.25</b>	<b>1.40</b>
Deviation( $\pm$ dB)	<b>+0.30/-0</b>	<b>+0.50/-0</b>	<b>+0.70/-0</b>

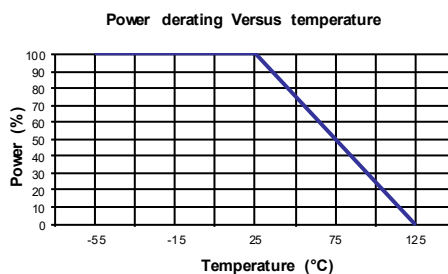
Operating Frequency Range	<b>DC - 12.4</b>	GHz
Impedance	<b>50</b>	$\Omega$
Nominal Attenuation	<b>0</b>	dB
Peak power at 25°C (1 $\mu$ s, 1%)	<b>100</b>	W
Average power at 25°C	<b>2</b>	W (Free Air Cooled)
		W (Conduction Cooled)

### MECHANICAL CHARACTERISTICS

Connectors	<b>N</b>	<b>Male Female</b>	<b>MIL-C 39012</b>
Weight ( $\pm$ 15%)	<b>59,4185</b>	g	

### ENVIRONMENTAL CHARACTERISTICS

Operating temperature range	<b>-55 /+125</b>	°C
Storage temperature range	<b>-55 /+125</b>	°C



### SPECIFICATION

### OTHER CHARACTERISTICS