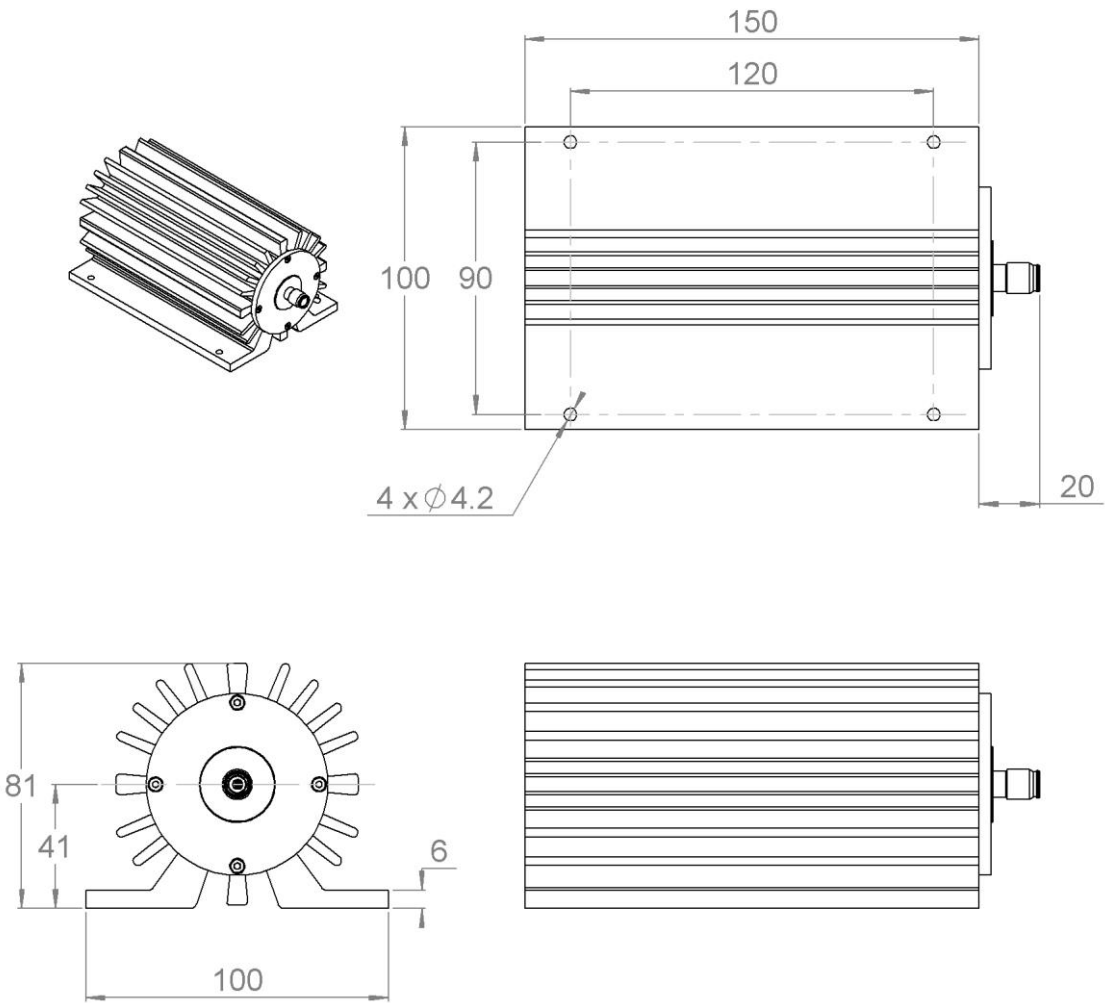
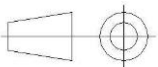


PAGE 1/2	ISSUE 14-09-21A	SERIES TERMINATION	PART NUMBER <b>R404ME6100</b>
----------	--------------------	-----------------------	-------------------------------



All dimensions are in mm. Tolerances according ISO 2768 c-K



COMPONENTS	MATERIALS	PLATING (µm)
Body	<b>BRASS</b>	<b>BBR</b>
Center contact	<b>BERYLLIUM COPPER</b>	<b>SILVER .</b>
Outer contact	<b>BRASS</b>	<b>BBR</b>
Insulator	<b>PTFE</b>	
Gasket		
Substrate		
Resistor		
Others parts	<b>ALUMINIUM</b>	<b>BLACK ANODIZATION</b>

PAGE 2/2	ISSUE 14-09-21A	SERIES TERMINATION	PART NUMBER <b>R404ME6100</b>
----------	--------------------	-----------------------	-------------------------------

## ELECTRICAL CHARACTERISTICS

Frequency (MHz)	<b>380 - 698</b>	<b>698 - 2700</b>
V.S.W.R ( $\leq$ )	<b>1.25</b>	<b>1.20</b>

Operating Frequency Range	<b>380 - 2700</b>	MHz
Impedance	<b>50</b>	$\Omega$
DC Resistance	<b>DC open</b>	$\Omega \pm 5\%$
Peak power at 25°C (1 $\mu$ s, 1%)	<b>5000</b>	W
Average power at 25°C	<b>100</b>	W (Free Air Cooled)
Surface Temp (Max)	<b>90</b>	°C

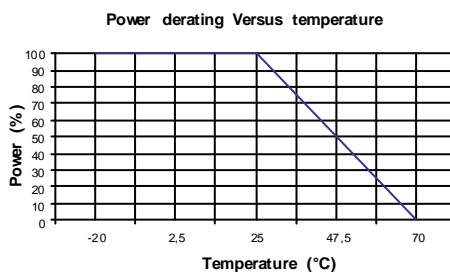
3rd order intermodulation max : Static -160 dBc tested with two tones (2620-2690 MHz) at 43 dBm  
Typical ; -165 dBc

## MECHANICAL CHARACTERISTICS

Connectors	<b>NEX10</b>	<b>Female</b>	
Weight ( $\pm 15\%$ )	<b>1690</b>	g	

## ENVIRONMENTAL CHARACTERISTICS

Operating temperature range	<b>-10/+55</b>	°C
Storage temperature range	<b>-20/+70</b>	°C



## SPECIFICATION

## OTHER CHARACTERISTICS

**IP 67 when mated with suitable connector**