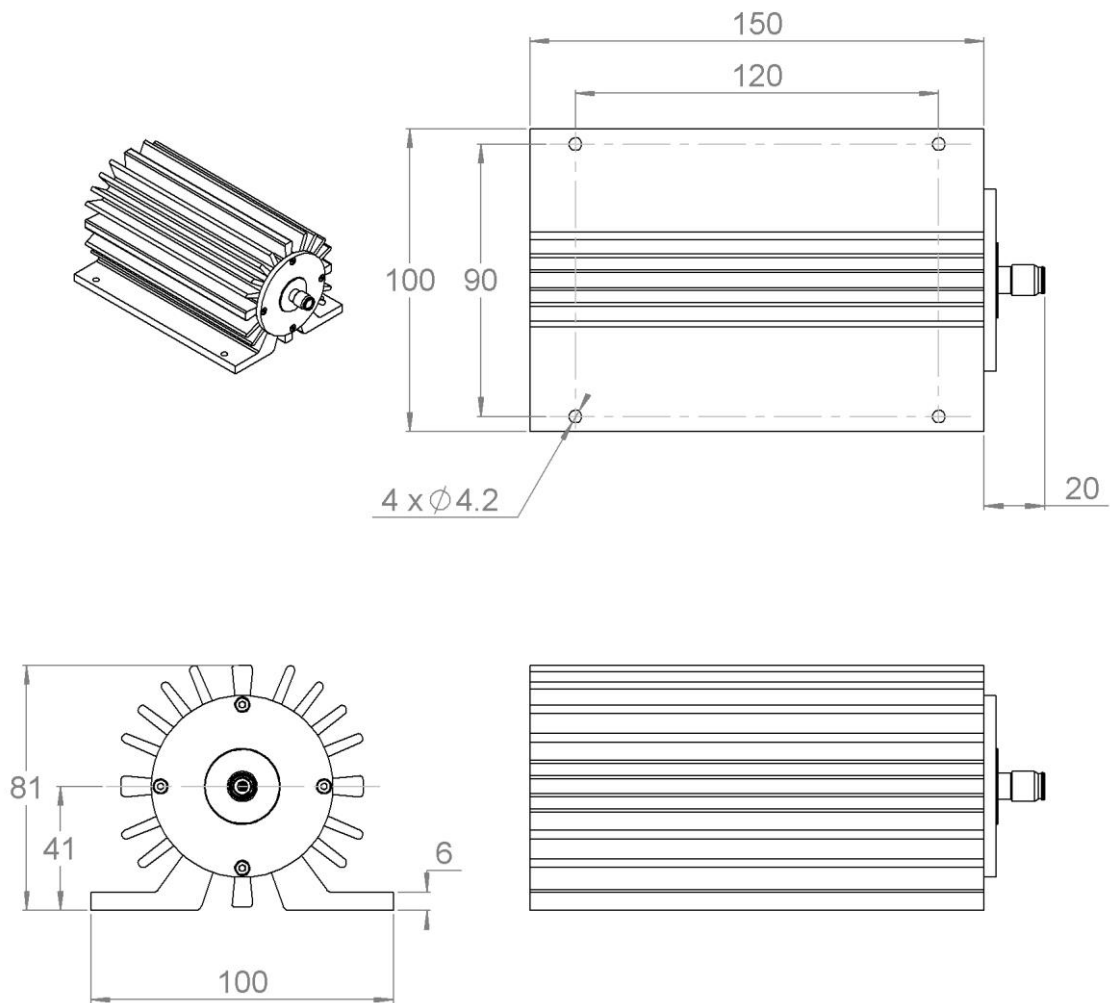
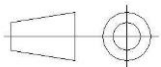


PAGE 1/2	ISSUE 14-09-21A	SERIES TERMINATION	PART NUMBER R404ME6050
----------	--------------------	-----------------------	-------------------------------



All dimensions are in mm. Tolerances according ISO 2768 c-K



COMPONENTS	MATERIALS	PLATING (µm)
Body	BRASS	BBR
Center contact	BERYLLIUM COPPER	SILVER .
Outer contact	BRASS	BBR
Insulator	PTFE	
Gasket		
Substrate		
Resistor		
Others parts	ALUMINUM	BLACK ANODIZATION

PAGE 2/2	ISSUE 14-09-21A	SERIES TERMINATION	PART NUMBER R404ME6050
----------	--------------------	-----------------------	-------------------------------

ELECTRICAL CHARACTERISTICS

Frequency (MHz)	380 - 698	698 - 2700
V.S.W.R (\leq)	1.25	1.20

Operating Frequency Range	380 - 2700	MHz
Impedance	50	Ω
DC Resistance	DC open	$\Omega \pm 5\%$
Peak power at 25°C (1 μ s, 1%)	5000	W
Average power at 25°C	50	W (Free Air Cooled)
Surface Temp (Max)	90	°C

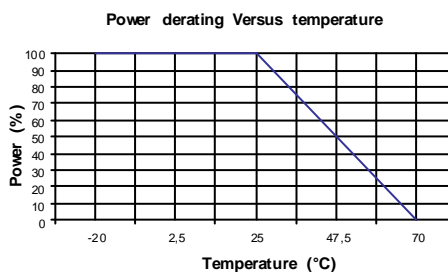
3rd order intermodulation max : Static -160 dBc tested with two tones (2620-2690 MHz) at 43 dBm
Typical ; -165 dBc

MECHANICAL CHARACTERISTICS

Connectors	NEX10	Female	
Weight ($\pm 15\%$)	1690	g	

ENVIRONMENTAL CHARACTERISTICS

Operating temperature range	-10/+55	°C
Storage temperature range	-20/+70	°C



SPECIFICATION

OTHER CHARACTERISTICS

IP 67 when mated with suitable connector