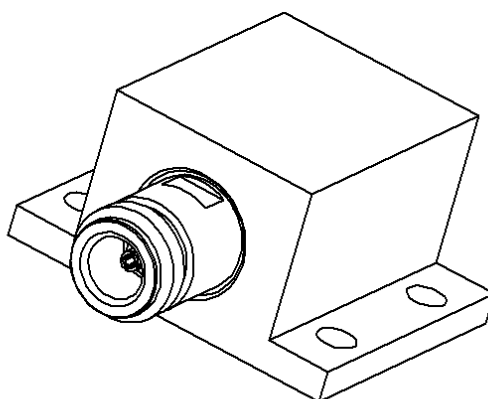
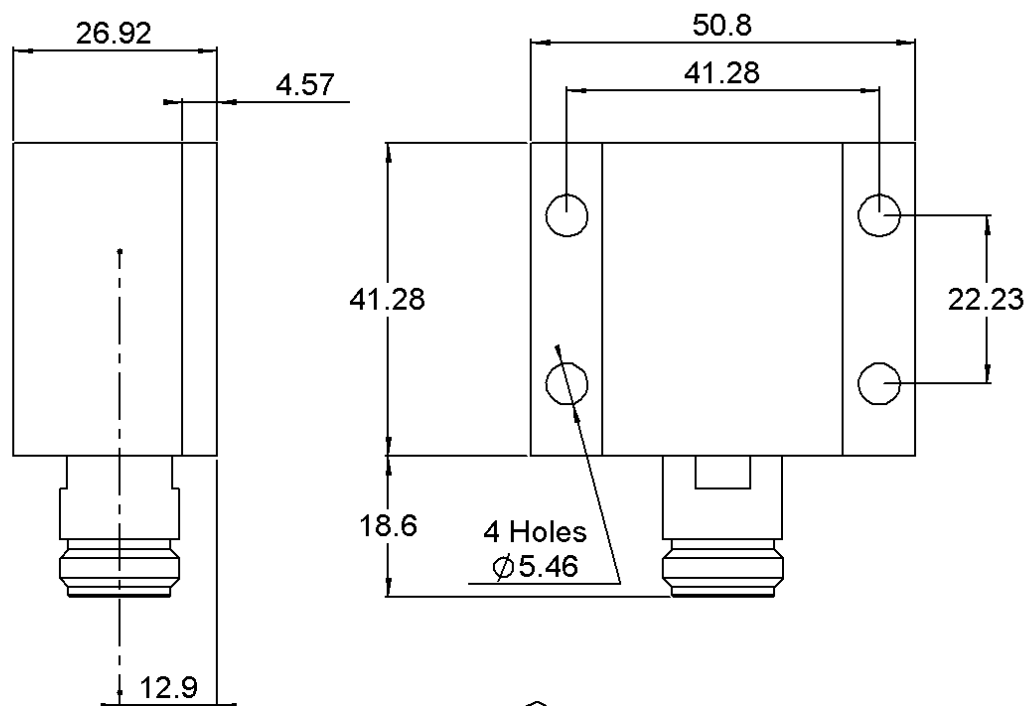
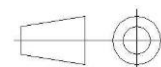


PAGE 1/2	ISSUE 12-11-19A	SERIES TERMINATION	PART NUMBER <b>R404781100</b>
----------	-----------------	-----------------------	-------------------------------



All dimensions are in mm. Tolerances according ISO 2768 m-H



COMPONENTS	MATERIALS	PLATING (μm)
Body	<b>BRASS</b>	<b>BBR 3</b>
Center contact	<b>BERYLLIUM COPPER</b>	<b>GOLD 0.5 OVER NICKEL PHOSPHORUS 2</b>
Outer contact		
Insulator	<b>PTFE</b>	
Gasket		
Substrate	<b>ALUMINIUM NITRIDE</b>	
Resistor	<b>THICK FILM</b>	
Others parts	<b>ALUMINIUM</b>	<b>BLACK ANODIZATION</b>

PAGE 2/2	ISSUE 12-11-19A	SERIES TERMINATION	PART NUMBER <b>R404781100</b>
----------	-----------------	-----------------------	-------------------------------

## ELECTRICAL CHARACTERISTICS

Frequency (GHz)	<b>DC - 3</b>	<b>3 - 6</b>
V.S.W.R ( $\leq$ )	<b>1.20</b>	<b>1.40</b>

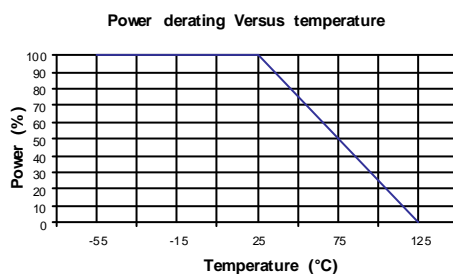
Operating Frequency Range	<b>DC - 6</b>	GHz
Impedance	<b>50</b>	$\Omega$
DC Resistance	<b>50</b>	$\Omega \pm 5\%$
Peak power at 25°C (1 $\mu$ s, 1%)	<b>2000</b>	W
Average power at 25°C		W (Free Air Cooled)
	<b>150</b>	W (Conduction Cooled)

## MECHANICAL CHARACTERISTICS

Connectors	<b>N</b>	<b>Female</b>	<b>MIL C39012</b>
Weight	<b>138,8500</b> g		

## ENVIRONMENTAL CHARACTERISTICS

Operating temperature range	<b>-55/+125</b>	°C
Storage temperature range	<b>-55/+125</b>	°C



## SPECIFICATION

### OTHER CHARACTERISTICS

- Recommended mounting parameters
- Flatness of the cooling surface better than 0.03mm.
- Roughness RaV0.8
- Must be mounted with four M5 screws
- The housing base does never exceed 150°C
- Thermal grease can be used to reduce thermal resistance between heat sink and housing base.