



Series  
MPX

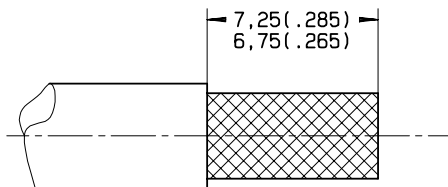
CABLING FOR SIZE 8 COAXIAL CONTACTS

Issue:  
12 FEB 2013

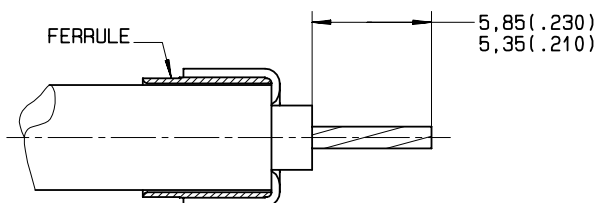
Page  
1 / 1

FOR ENVIRONMENTAL APPLICATION,BEFORE STRIPPING,SLIDE SEALING BOOT OVER CABLE  
FOR NON ENVIRONMENTAL APPLICATION,BEFORE STRIPPING,SLIDE CENTERING BOOT OVER CABLE

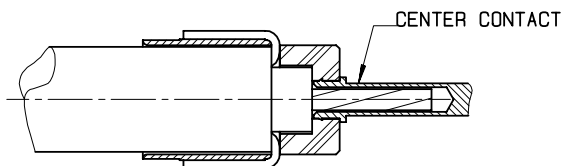
- 1/ SLIDE FERRULE OVER THE CABLE JACKET.  
STRIP CABLE AT DIMENSIONS SHOWN.



- 2/ COMB AND FOLD BACK BRAID OVER FERRULE.  
STRIP DIELECTRIC TO DIMENSION SHOWN.



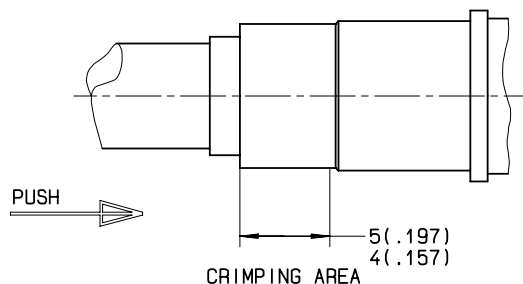
- 3/ SLIDE CENTER CONDUCTOR INTO CENTER CONTACT UNTIL DIELECTRIC BUTTS AGAINST CENTER CONTACT INSULATOR.  
THEN CRIMP.



CRIMPING TOOL: M22520/2-01(RADIAL 282 281)  
SELECTOR ON 6 FOR KX15 AND RG58 CABLES  
SELECTOR ON 7 FOR RG316DU CABLE  
SELECTOR ON 8 FOR RG141 AND RG400 CABLE

POSITIONNER: RADIAL 282 572

- 4/ PUSH CABLE ASSEMBLY INTO OUTER BODY AND CRIMP.



USING:  
CRIMPING TOOL: M22520/5-01(RADIAL 282 293)  
DIE: M22520/5-45(RADIAL 282 236)  
HEX A: .232(5,9) ON FLATS

- 5/ EXTRACTION TOOL: M81969/28-03(RADIAL 282 549 001)

This information is given as an indication. In the continual goal to improve our products, we reserve the right to make any modifications judged necessary.

4112-9610

CREATION	.	.	.	.
PEN: /	.	.	.	.
NOM: BALDYROU	12 FEB 13	RG400 CABLE ADDED	BRANJONNEAU	DUPUIS
DATE: 16 FEB 90	02 SEP 02	MODIFIED STEPS 1, 2 AND COTES	VALGRESY	DUPUIS
APPR.: .	08/18/00	VERSION US	HASCOET	JACOB
	Issue	Revisions	Name	Approved

**RADIALL®**

101, rue Philibert Hoffmann Z.I. Ouest  
93116 ROSNY/BOIS Cedex (France)  
Tl.: 01 49 35 35 35  
Fax.: 01 48 54 63 63  
Tlx: RADIA 235220