

Series
EPX

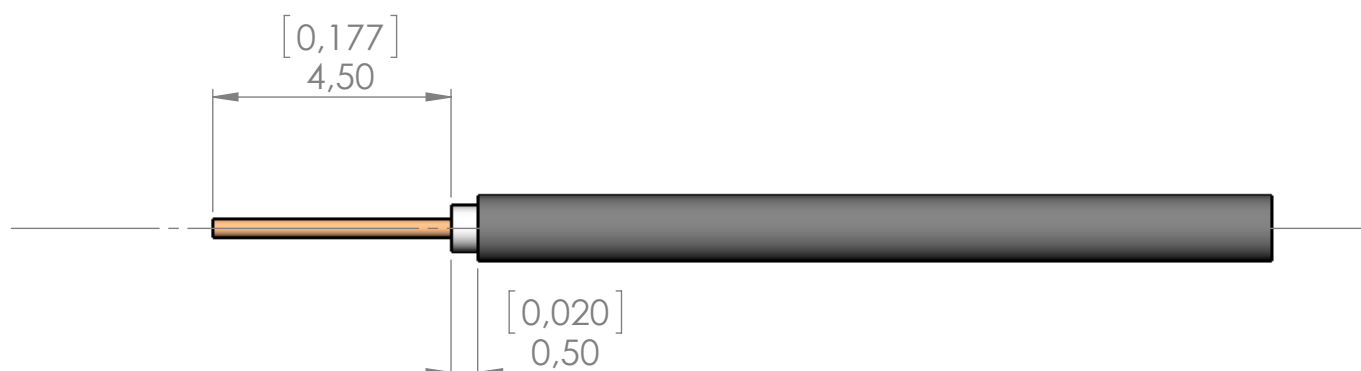
WIRING INSTRUCTIONS FOR COAX SIZE 15 AND SEMIRIGID .047 CABLE

Issue:
06.21.2011

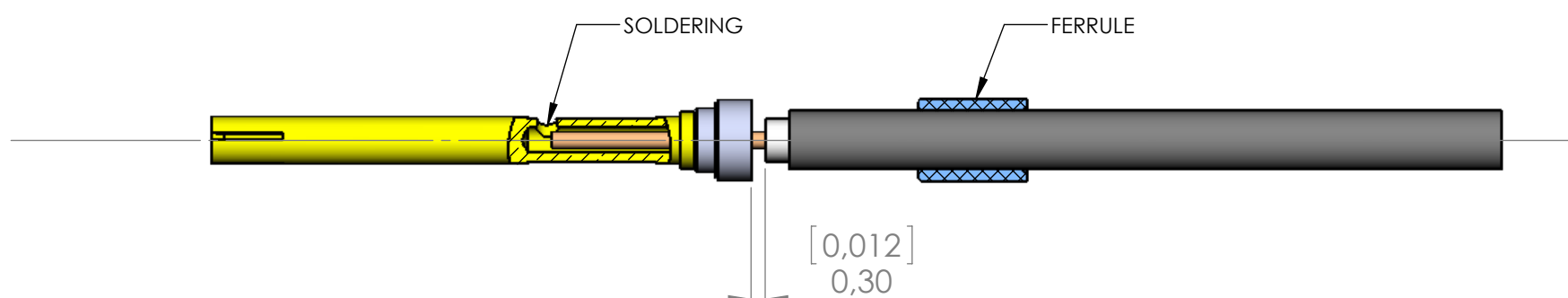
Page
1/1

1°)

STRIP THE WIRE AS SHOWN

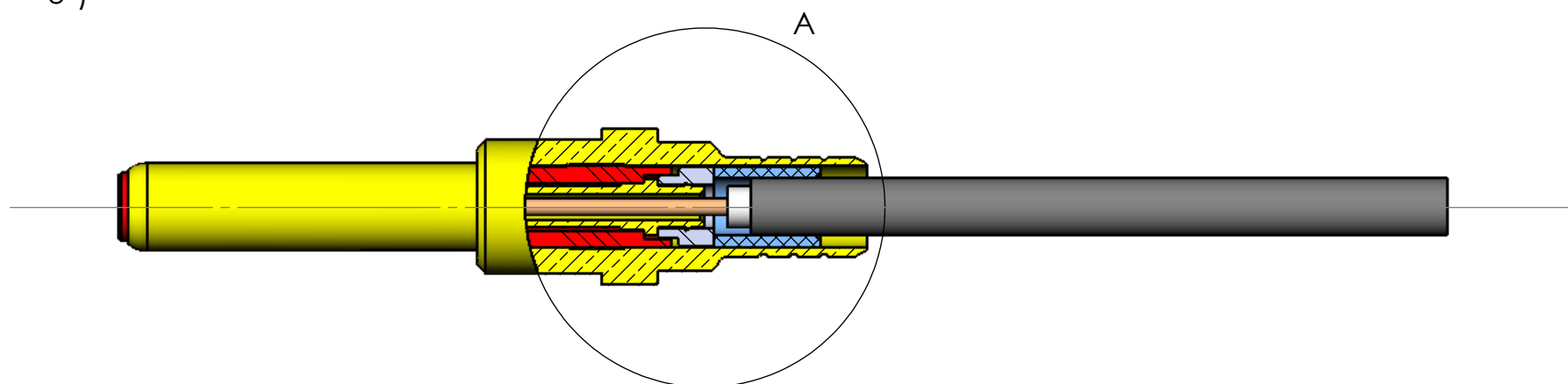


2°)



SLIDE THE FERRULE ON THE CABLE
SOLDER THE INNER CONTACT ON THE INNER CONDUCTOR AND RESPECT 0.30 mm DIMENSION

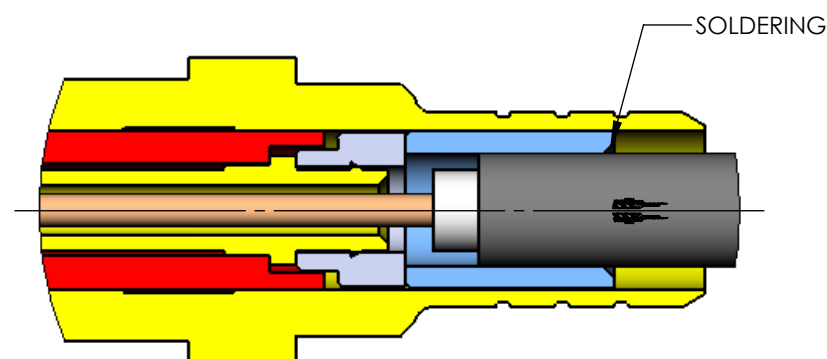
3°)



SLIDE THE SUB-ASSEMBLY INSIDE THE BODY UNTIL IT BUTTS
SLIDE BACK THE FERRULE UNTIL IT BUTTS INSIDE
SOLDER FERRULE AND CABLE INSIDE THE BODY

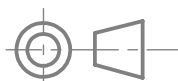
EXTRACTION TOOL:

RADIALL 282 512
RADIALL 282 546 (M81969/1-03)



A (12:1)

DIMENSIONS : mm (inch are given for information only)



CREATION				
PEN:				
NOM:				
DATE: 12.26.1989				
APPR.:	06.21.2011	TRANSLATION IN ENGLISH	RIBIERE	LE GLOAHEC
	Issue	Revisions	Name	Approved