



MULTI CONTACT CONNECTORS

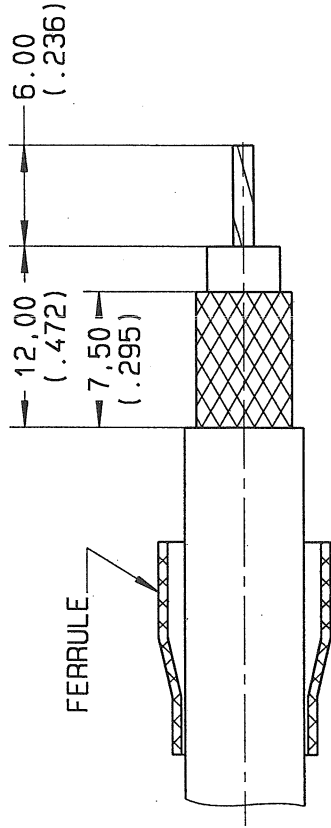
TECHNICAL DATA SHEET

RP57483

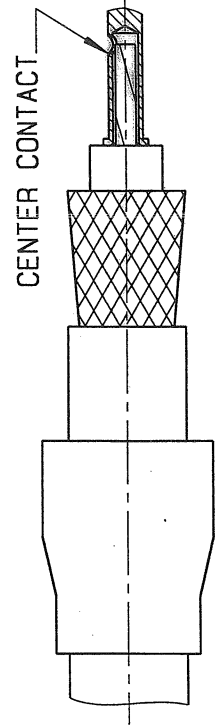
Series
NSX

WIRING INSTRUCTIONS FOR SIZE 1
CRIMP PIN COAX CONTACTS WITH ASN-E0406WD AND ASN-E0692WN CABLE

Issue:
SEPT 16, 04
Page
1 / 1

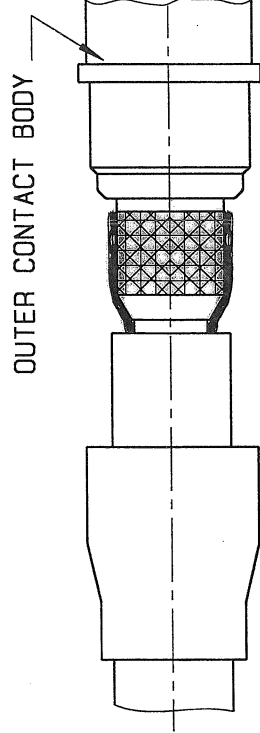


STEP 1:
IF NECESSARY, SLIDE SEALING BOOT OVER CABLE BEFORE STRIPING
STRIP CABLE TO DIMENSIONS SHOWN ABOVE
SLIDE FERRULE OVER THE CABLE

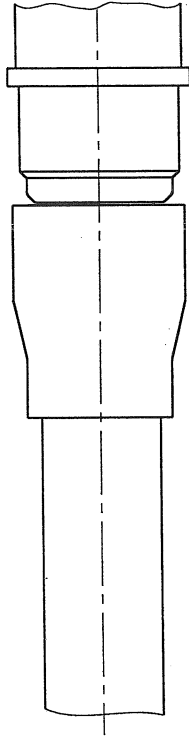


STEP 2:
SLIDE CENTER CONTACT BARREL OVER CABLE CONDUCTOR
CONTACT SHOULDER BUTTING AGAINST CABLE DIELECTRIC
CRIMP CENTER CONTACT USING:

| CABLES | CRIMPING TOOL/SELECTOR | POSITIONER |
|--------------|------------------------|-------------|
| ASN-E0406 WD | M22520/1-01 SEL 8 | RADIAL |
| ASN-E0692 WN | (RADIAL 282291) | 282 581 012 |



STEP 3:
FLARE BRAID, INSERT CENTER CONTACT INTO THE OUTER
CONTACT BODY
PLACE BRAID OVER KNURLED PART OF OUTER CONTACT BODY



STEP 4:
SLIDE FERRULE OVER BRAID UNTIL IT BUTTS AGAINST SHOULDER
OF OUTER CONTACT BODY
CRIMP FERRULE USING:

| CABLES | CRIMPING TOOL | DIE |
|--------------|-----------------|-----------------|
| ASN-E0406 WD | M22520/5-01 | M22520/5-61 |
| ASN-E0692 WN | (RADIAL 282293) | (RADIAL 282247) |

CREATION

PEN: .

NOM: MONDOT

DATE: 04/05/04

APPR.: LAHOUREAU

09/16/04
Issue

MODIFIED "POSITIONER" IN "STEP 2"

Revisions

Name

Approved

RP57483