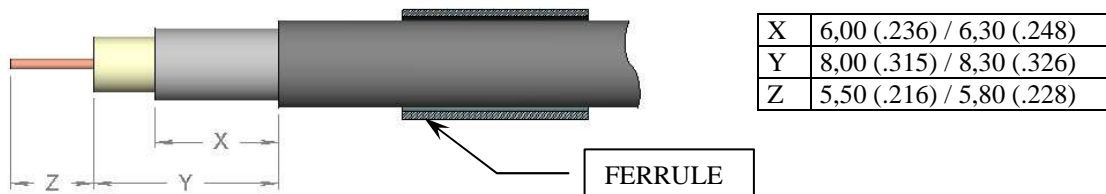



STEP 1/

IF NECESSARY, SLIDE SEALING BOOT OVER CABLE BEFORE STRIPING.
STRIP CABLE TO DIMENSIONS SHOWN ABOVE.
SLIDE FERRULE OVER THE CABLE



STEP 2/

SLIDE CENTER CONTACT BARREL OVER CABLE CONDUCTOR
CONTACT SHOULDER BUTTING AGAINST CABLE DIELECTRIC
CRIMP CENTER CONTACT USING: SEE TABLE 1 OR TABLE 2



STEP 3/

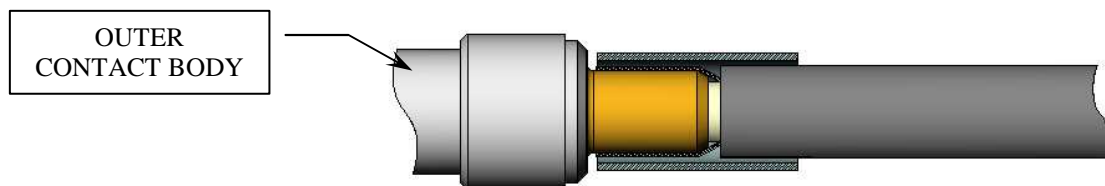
FLARE BRAID

-ONLY FOR PFLX190-075-01 CABLE : CUT THE ALUMINUM POLYESTER TAPE

-ONLY FOR 5019D3618 CABLE : COMB THE BRAID

INSERT CENTER CONTACT INTO THE OUTER CONTACT BODY.

PLACE BRAID OVER KNURLED PART OF OUTER CONTACT BODY



STEP 4/

SLIDE FERRULE OVER BRAID UNTIL IT BUTTS AGAINST SHOULDER OF OUTER CONTACT BODY

CREATION NAME : MACARI DATE : June 12, 2001 APPR. : DUPUIS	Aug. 01, 18	Added EN4604-006WM cable	Zuniga F.	Ramos D.
	Apr. 16, 18	Added positioners part numbers (were missing)	Branjonneau V.	Legendre T.
	Nov. 10, 17	Added TFLX165-100 cable	Branjonneau V.	Legendre T.
	Apr. 22, 16	Add tolerances dimensions	Branjonneau V.	Legendre T.
	May 07, 13	Added Raychem Cheminax 5019D3618 cable	Branjonneau V.	Dupuis V.
	Apr. 04, 13	Suppressed * for RG58 and RG141 in Table 1	Legendre T.	Dupuis V.
	Mar. 23, 11	ADDED PFLX190-075-01 CABLE	Mondot JC.	Legendre T.
	Oct. 7, 09	GSC-03-81748-00 suppressed (see MICT0100024)	Garcia L.	
	ISSUE	REVISIONS	NAME	APPROVED



TECHNICAL DATA SHEET

RP 55588

Page
2/2

CRIMP FERRULE USING: SEE TABLE 1 OR TABLE 2

TABLE 1			TABLE 2		
CONTACTS IMPEDANCE 50 OHMS			CONTACTS IMPEDANCE 75 OHMS		
CABLES	CENTER CONTACT CRIMPING TOOL M22520/2-01 (RADIAL 282281). POSITIONER DANIELS K1025-S (RADIAL 282587)	FERRULE CRIMPING TOOL M22520/5-01 (RADIAL 282293) DIE M22520/5-05 (RADIAL 282 246)	CABLES	CENTER CONTACT CRIMPING TOOL M22520/2-01 (RADIAL 282281). POSITIONER RADIAL 282593	FERRULE CRIMPING TOOL M22520/5-01 (RADIAL 282293) DIE M22520/5-05 (RADIAL 282 246)
	SELECTOR ON	HEX X/FLATS		SELECTOR ON	HEX X/FLATS
RG58	6	A 5,40(.212)	PFLX175-075-01	TBD	B 4,50(.178)
RG141	8	A 5,40(.212)			
RG142	8	A 5,40(.212)			
RG223	6	A 5,40(.212)			
RG400	8	A 5,40(.212)			
RG180	6	B 4,50(.178)			
RG195	6	B 4,50(.178)			
BMS13-650F	6	B 4,50(.178)			
LMR-195FR	*7	A 5,40(.212)			
PFLX190-075-01	7	A 5,40(.212)			
5019D3618	7	B 4,50(.178)			
TFLX165-100	8	A 5,40(.212)			
EN4604-006WM	7	B 4,50(.178)			
* TO BE VERIFIED BY EXPERIMENTATION					