



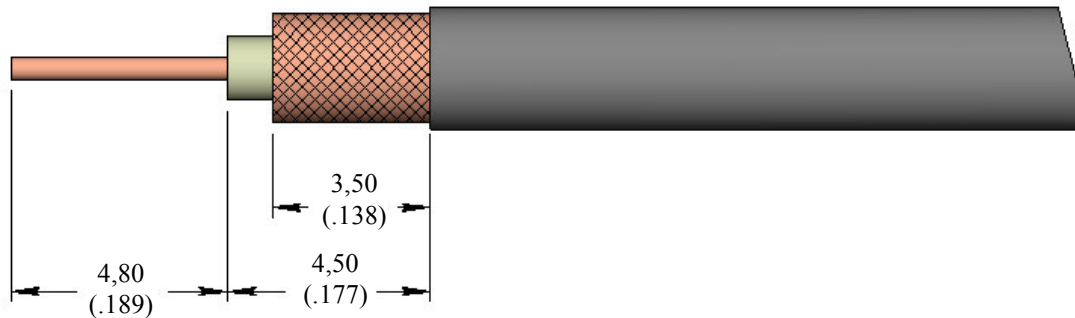
Series
EPX/DSX

SIZE 15 COAXIAL CONTACTS FOR CABLES :
AXON P812817 OR THOMSON TS2619, AXON P822817 AND P813859,
GORE 6 4 CSS1022 CX AND NEXANS FILOTEX 132868

Issue
Aug 31, 2006

Page
1 / 1

STRIP CABLE AS SHOWN



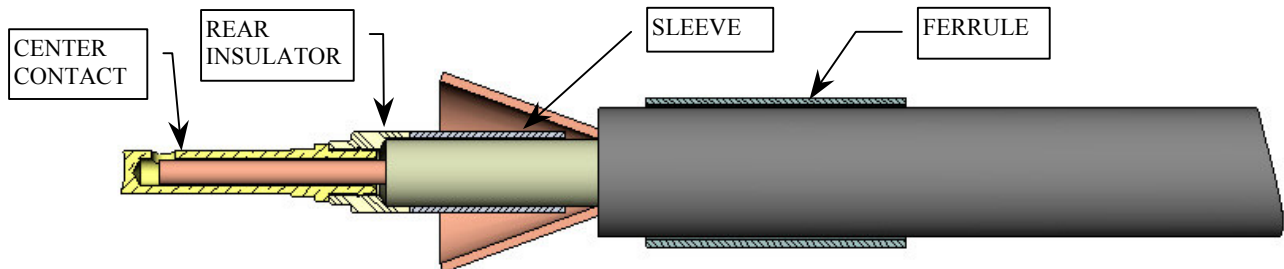
WIRING

SLIDE FERRULE ON CABLE.

FLARE BRAID(S).

SLIDE SLEEVE ON DIELECTRIC.

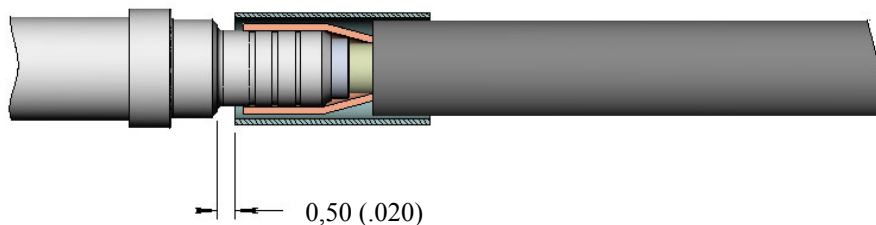
INTRODUCE CONDUCTOR INTO CENTER CONTACT WITH REAR INSULATOR BUTTING AGAINST CABLE DIELECTRIC.



CRIMP CENTER CONTACT : CRIMPING TOOL M22520/2-01 RADIALl 282 281. SELECTOR ON : SEE TABLE
POSITIONER : RADIALl 282 578

CABLES	SELECTOR
AXON P812817 OR THOMSON TS2619	4
AXON P813859	2
AXON P822817	4
GORE 6 4 CSS1022 CX	4
NEXANS FILOTEX 132868	2

SLIDE THE SUB-ASSEMBLY INTO THE CONTACT BODY



PRESS BRAID(S) OVER GROOVED BARREL.

SLIDE FERRULE OVER BRAID LEAVING A GAP OF 0,50 (.020) BETWEEN THE REAR PART OF BODY AND FERRULE.

CRIMP FERRULE : CRIMPING TOOL M22520/4-01 RADIALl 282 292

POSITIONER RADIALl 282 556

CRIMP FERRULE A SECOND TIME AFTER CONTACT ROTATION OF 45°

EXTRACTION TOOL : RADIALl 282 512

RADIALl 282 546 (M81969/1-03)

CREATION				
NAME : MACARI				
DATE : Jan 16, 92	Aug 31,06	Redrawn. Nexans Filotex 132868 cable Added	N. PAILOT	L.Garcia
APPR. : XXXXXX	ISSUE	REVISIONS	NAME	APPROVED