

# TERMINATED DP3T & SPDT 67 GHz COAXIAL SWITCH

V-Band Preferred Switch



To meet market demands for V band equipment, Radiall has extended the 67 GHz offer with the development of DP3T & SPDT Terminated Coaxial Switches that operate up to 67 GHz. Fitted with 1.85 mm connectors, these new switches are perfectly suited for 5G applications and other instrumentation applications.

## PART NUMBER SELECTION

**R585**

### SERIES PREFIX

### RF CONNECTORS

V: 1.85 mm up to 67 GHz <sup>[4]</sup>

### TYPE

- 1: Failsafe
- 2: Failsafe + I.C.
- 3: Latching
- 4: Latching + I.C.
- 5: Latching + S.C.O. <sup>[1]</sup>
- 6: Latching + S.C.O. + I.C. <sup>[1]</sup>
- 7: Normally open
- 8: Normally open + I.C.

### ACTUATOR VOLTAGE

- 2: 12 Vdc
- 3: 28 Vdc

### ACTUATOR TERMINALS

- 0: Solder pins

### OPTIONS

- 0: Without option
- 1: Positive common <sup>[2 & 3]</sup>
- 3: With suppression diodes <sup>[1]</sup>
- 4: With suppression diodes and positive common <sup>[1, 2 & 3]</sup>

### SWITCH MODEL

- 0: Non-terminated 5 port D3PT switch without TTL driver
- 1: Non-terminated 5 port D3PT switch with TTL driver <sup>[1 & 2]</sup>
- 2: Terminated SPDT switch without TTL driver / internal termination
- 3: Terminated SPDT switch with TTL driver / internal termination <sup>[1 & 2]</sup>
- 4: Terminated SPDT switch without TTL driver / external termination
- 5: Terminated SPDT switch with TTL driver / external termination <sup>[1 & 2]</sup>
- 6: Terminated 4 port bypass switch without TTL driver / external termination
- 7: Terminated 4 port bypass switch with TTL driver / external termination <sup>[1 & 2]</sup>

## Notes

I.C. : Indicator contact / S.C.O. : Self Cut-Off


1. Suppression diodes are already included in Self Cut-Off & TTL option

2. Polarity is not relevant to application for switches with TTL driver

3. Positive common shall be specified only with type 3, 4, 5, 6, 7 and 8 because failsafe switches can be used with both polarities

4. Not available with switch model "2" and "3"

5. Connector SMA 2.9 is equivalent to "K connector", registered trademark to Anritsu



*This SPDT offers excellent RF performance and reliability for V band applications.*

Operating Frequency (GHz)	DC - 6	6 - 12.4	12.4 - 18	18 - 26.5	26.5 - 40	40 - 50	50 - 67
VSWR max	1.3	1.4	1.5	1.7	1.9	1.9	1.9
Insertion loss max (dB)	0.3	0.4	0.5	0.7	0.8	1.1	1.1
Isolation min (dB)	70	60	60	55	50	50	50
Average Power (W) Nominal Voltage at 25 °C	80	60	50	20	10	5	3

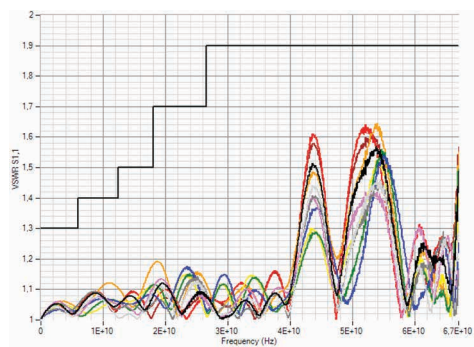
## FEATURES & BENEFITS

- Frequency: DC - 67 GHz
- Excellent RF performance
- Life span: 2 million cycles
- Various options available

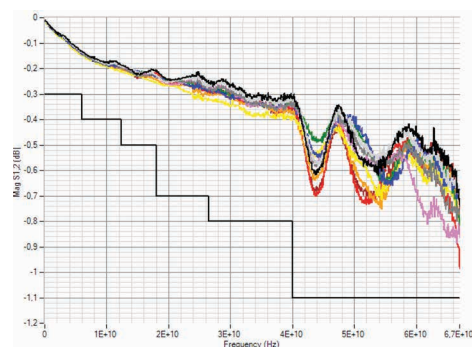
## APPLICATIONS

- 5G telecom
- Instrumentation
- Satellite communication

### VSWR



### INSERTION LOSS



### ISOLATION

