

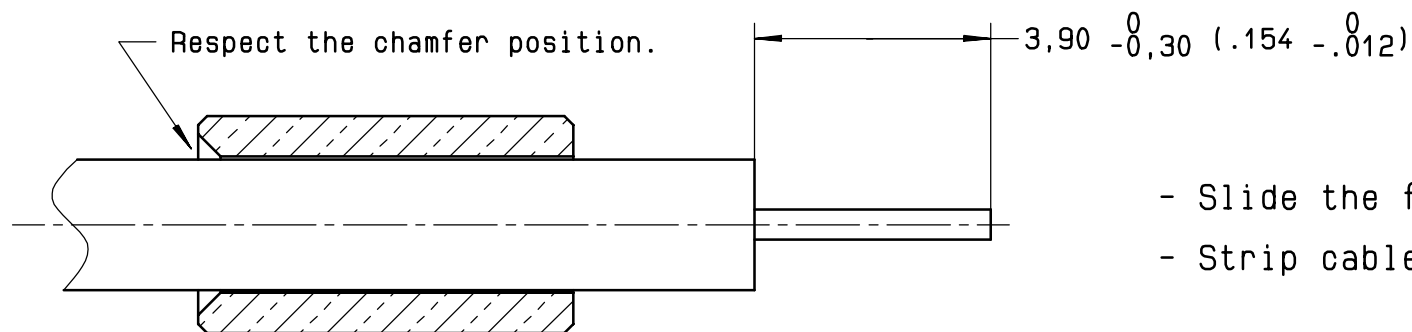


Series
EPX

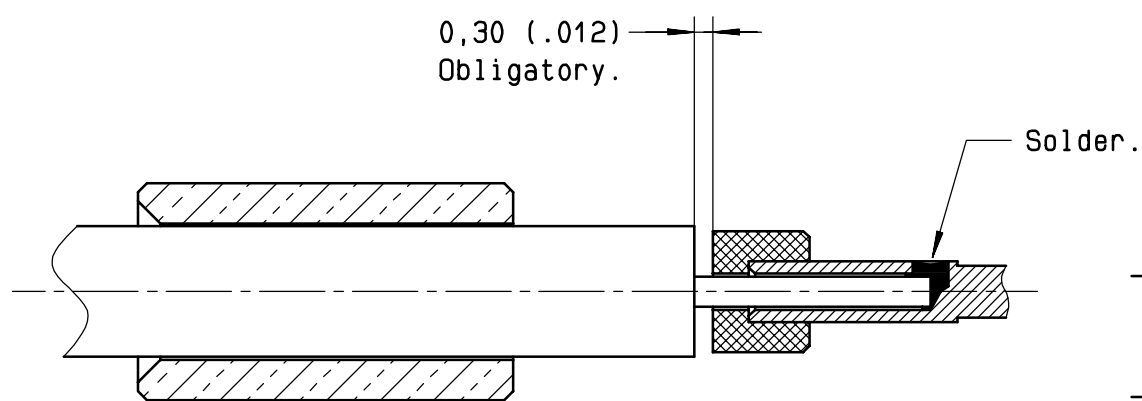
Wiring instructions for
size 12 coaxial contacts for UT .085 cable:
617 060 and 617 160.

Issue:
Oct. 25, 2002

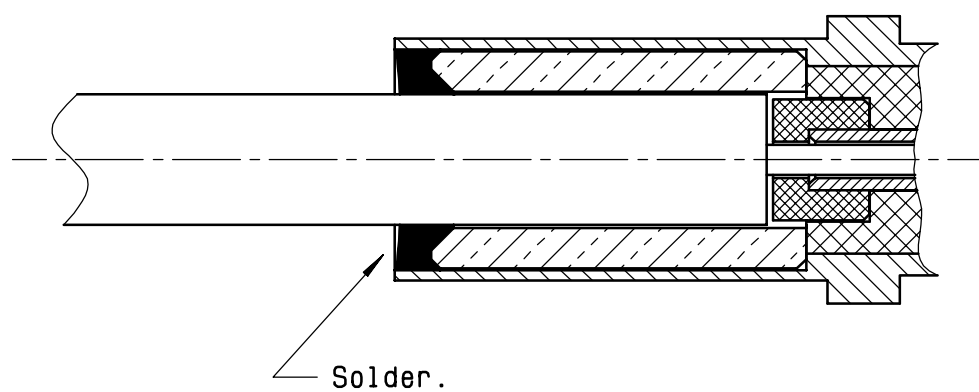
Page
1 / 1



- Slide the ferrule over the coax.
- Strip cable as shown.



- Introduce the wire into the center contact.
- Respect the dimension 0,30 (.012).
- Solder into the hole.



- Insert the center contact into the outer contact until it butts against the insulator.
- Push the ferrule until it butts against the outer contact.
- Solder.

This information is given as an indication. In the continual goal to improve our products, we reserve the right to make any modifications judged necessary.

4112-9610

CREATION					
PEN: 89054					
NOM: L.Garcia					
DATE: Oct. 25, 02					
APPR.: L.Giet					
Issue	Revisions	Name	Approved		

RP56567